


TRANSFER PRESS
Modular Tooling Systems



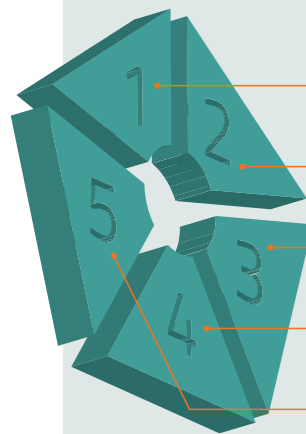
Über uns

Die **SAMEC GmbH** ist ein führendes Unternehmen in der Branche der Komponenten und Handlingsysteme für Transferpressenstraßen, das auf die Erfahrung aus über 2500 bereits realisierten Projekten zurückgreifen kann.

Die im Jahr 1974 gegründete SAMEC zeichnet sich aus durch Wissen, Kompetenz, Motivation und Einsatz der Mitarbeiter in der Ausarbeitung der am besten für Ihre Kunden geeigneten Lösungen.

Durch die Überwachung des kompletten Produktionsprozesses wird die Qualität und Zuverlässigkeit der Produkte und Systeme von SAMEC gewährleistet.

Konstruktion, Herstellung, Montage, Inbetriebnahme und Kundendienst erfolgen in perfekter Synergie zur Erzielung absolut hochwertiger Ergebnisse.



Konstruktion

Herstellung

Montage

Installation

Kundendienst

About us

SAMEC is a leading company in designing and manufacturing modular tooling components and systems for transfer presses with more than 2500 applications produced.

Since 1974 Samec stands out for knowledge, expertise, motivation and employee's engagement in developing the most suitable and profitable solutions for its clients.

The accurate control of the entire production chain guarantees the quality of Samec products and systems.

The perfect synergy between design, manufacture, assembly, installation and after sales brings up to flawless results.

Design

Manufacture


Assembly

Installation

After sales

Die Samec GmbH behält sich das Recht vor, die Inhalte dieses Katalogs ohne vorherige Ankündigung zu ändern

Samec reserves the right to modify this catalogue's content without prior notice




1



Durchdachte **Planung** des gesamten Herstellungsprozesses von der Idee bis zur Produktfreigabe durch modernste Software.

Design that pays attention to the entire production chain, from concept to screening tests by using cutting edge softwares.




2



Die Herstellung unserer Produkte erfolgt unter Einsatz modernster Maschinen wie zum Beispiel 5-Achs-Fräsmaschinen DMG MORI SEIKI, Horizontalbearbeitungszentren MAKINO A51 und A61NX und Vertikalbearbeitungszentren MIKRON.

Manufacture employing advanced machinery, with 5 axis technology DMGMORI SEIKI, horizontal machining centers MAKINO A51 and A61 NX and vertical ones MIKRON.



3



Montage durch speziell ausgebildetes Personal, das die Systeme zusammenbaut, anschließt und prüft.

Assembly of the systems in a dedicated area with skilled personnel that assembles, installs (pneumatics and electrics) and does the commissioning.



4



Effiziente und termingerechte **Inbetriebnahme** am Produktionsstandort durch kompetentes und qualifiziertes Personal.

Installation in the production plant made by qualified technicians with promptness and efficiency.



5



After Sales Service - drei Vertikallager mit mehr als 90% der Komponenten auf Lager gewährleisten eine schnelle Reaktion auf Bestellungen von neuen Produkten wie auch von Ersatzteilen.

After sales with just in time order fulfillment thanks to 3 vertical storages with over 90% standard components availability.

Die Automatisierung macht den Unterschied

Mehr als einfach nur Partner sind wir die verlängerte Werkbank Ihres Unternehmens.

Warum die Produkte von SAMEC wählen? Eigenschaften und Vorteile

- optimales Preis-Leistungs-Verhältnis
- hohe Stabilität
- hohe Präzision
- einfache Montage
- exklusive Modulbauweise - perfekte Austauschbarkeit
- auf Anfrage kundenspezifische Ausführung
- reduziertes Gewicht und geringer Platzbedarf
für einen geringeren Bedarf an Energie und schnellere Transferzeiten
- Kosten und Zeitreduzierung: Installation, Produktion, Instandhaltung, Lagerhaltung

Let your imagination run wild
Solution
Strong bond
Create your own modular system
Free connection

More than just automation

We are more than simple partners, we are a proactive branch of your company.
We work for you and with you.

Why should you choose SAMEC? Features and benefits

- Excellent price/quality ratio
- Higher strength
- Higher precision
- Ease of assembly
- Exclusive modularity perfectly interchangeable
- Customization upon request
- Lightweight and smaller components
for less energy consumption and higher moving speed
- Costs and time savings for : installation, production, maintenance, warehousing

Inhaltsverzeichnis

Index



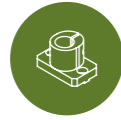
	Anwendungen Applications	pag. 7
	Halter Bar Mountings	pag. 25
	Verbindungsrohre Connection Tubes	pag. 35
	Klemmstück Brackets	pag. 37
	gezahnte Klemmstücke Gear Brackets	pag. 45
	Antriebsgruppen Turning Units	pag. 69
	Klemmgreifer Pneumatic Clamps	pag. 75
	mechanisches Zubehör für Klemmgreifer Mechanical Accessories	pag. 140
	Druckluftzubehör Pneumatical Accessories	pag. 169
	Elektrisches Zubehör Electrical Accessories	pag. 178
	Aluminiumprofile Aluminium Profiles	pag. 193
	Sonderanwendungen Special Applications	pag. 205

Anwendungen

Applications



SA25IC32



SBS-25



P-100100-T



SAPKO



SAPAT



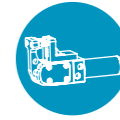
UNURS



URS




DM25DF30

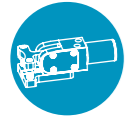


SA25LL32



ATB100N2





SA25IC55



SB2-40F



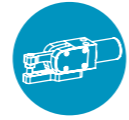
P-9045-C



DM40DF40



SAPAT



SA25IC15



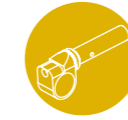
SAPKO



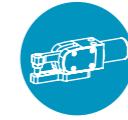
UNURS



URS



DM25U100



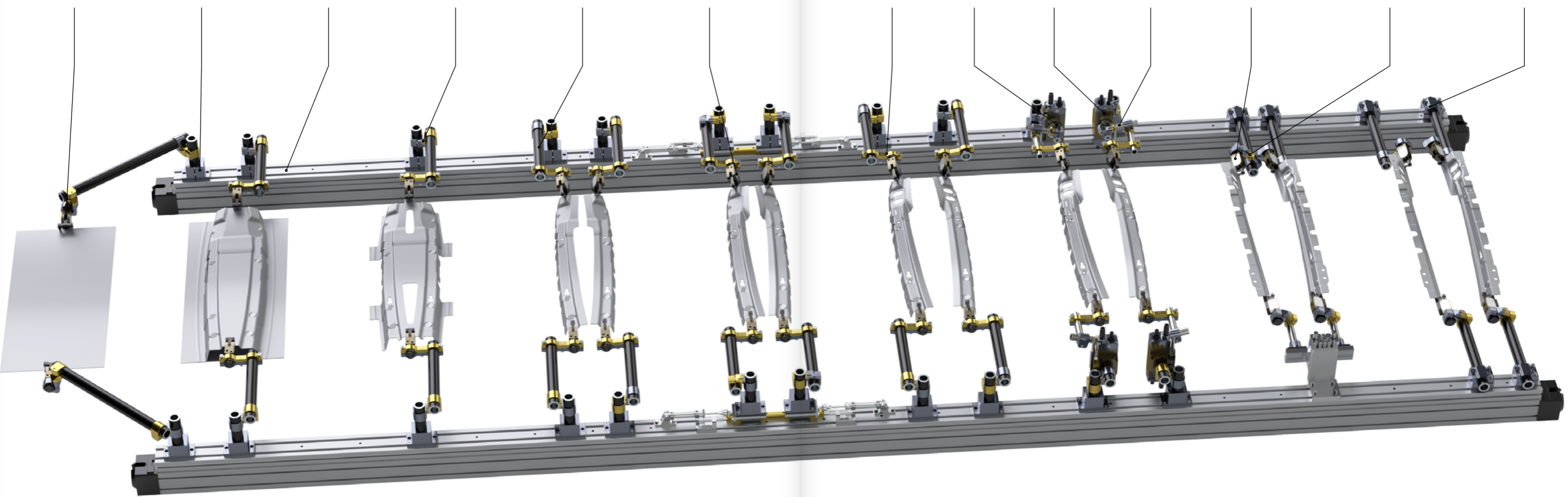
SA25IC15




DMS30P50DM40



SB2-40







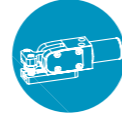
P-8030



SBQS-V



SAPKO



SA25IC



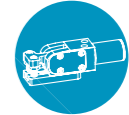
SAED




SBQS-P




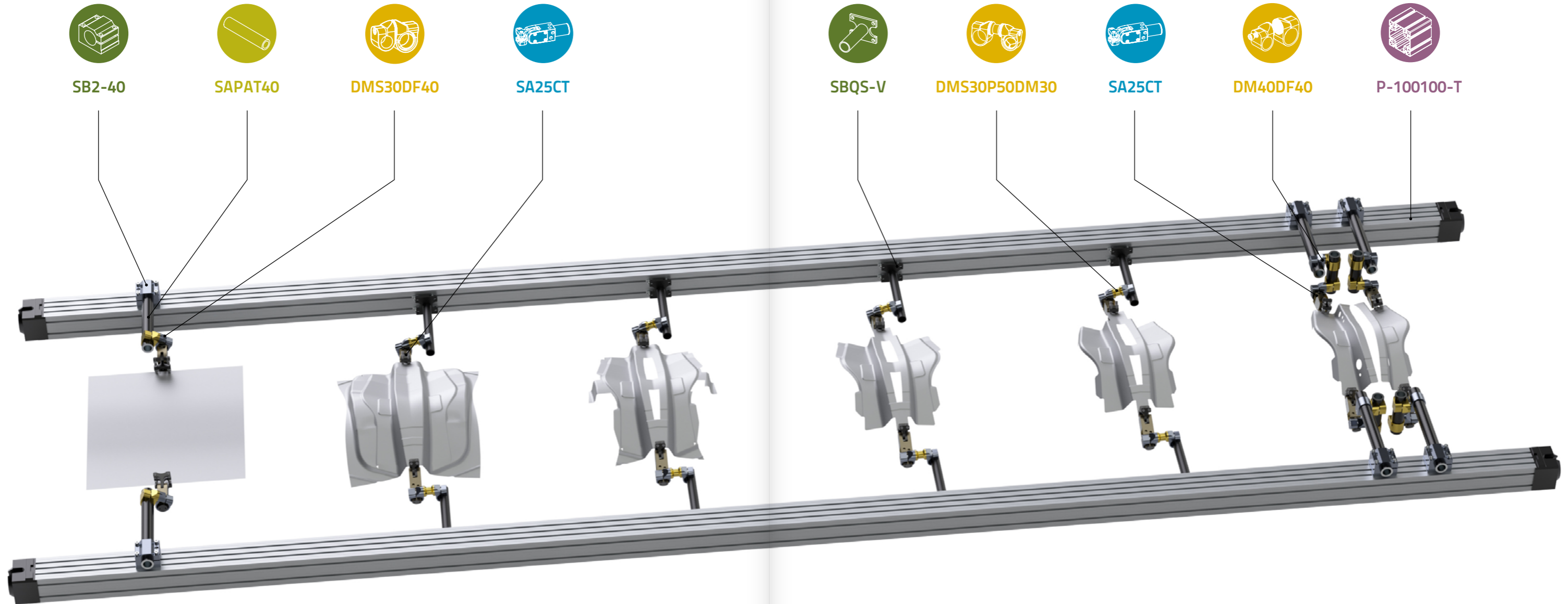
DM25DF25




SA25ICxxA








-  SA25IL
-  SAPKO
-  DM25U100
-  URS
-  UNURS
-  DM40DF40
-  SAPAT40



-  SA25IC
-  DM25U100
-  PURS
-  DMS30DF25
-  SAPAT25
-  SB2-40
-  P-9045-C





SBS-25



SAPAT25



SAPKO



PSN32



PSN32




SAPKO



SAPAT25



SBS-25



Series of horizontal lines for notes.

Halter

Bar Mountings



SBQS-V - Halter
Bar Mounting

pag. 26



SBQS-P - Halter
Bar Mounting

pag. 27



SBNS-V - Halter
Bar Mounting

pag. 28



SBNS-P - Halter
Bar Mounting

pag. 29



SB2-40 - Halter
Bar Mounting

pag. 30



SB2-25N - Halter
Bar Mounting

pag. 31



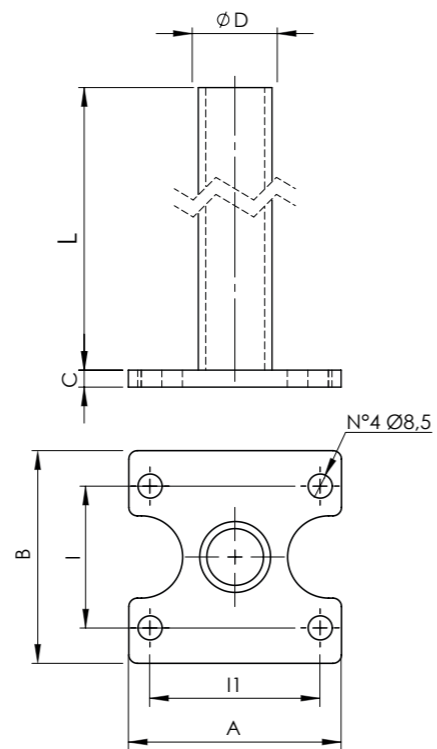
SB2-40F - Halter
Bar Mounting

pag. 32



SBS-25 - Halter
Bar Mounting

pag. 33

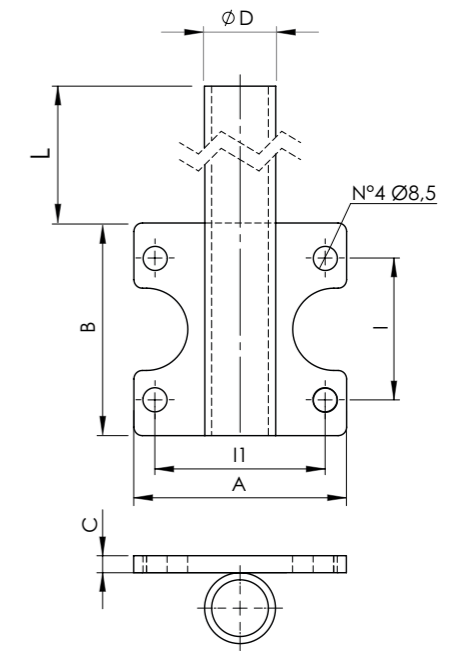



Material: Stahl
Behandlung: Brünierung

Material: Steel
Treatment: Burnishing

CODE	A	B	C	ØD	E	I	I1	L (mm)	Gewicht / Weight (kg)	Bemerkungen /Notes
SBQS-V25-L	75	75	6	25	...	50	60	50÷500 (10 mm increments)	nur der Flansch: 0,21 / only the Platelet: 0,21	
SBQS-V30-L	75	75	6	30	...	50	60			

Anwendungsbeispiel / Application example

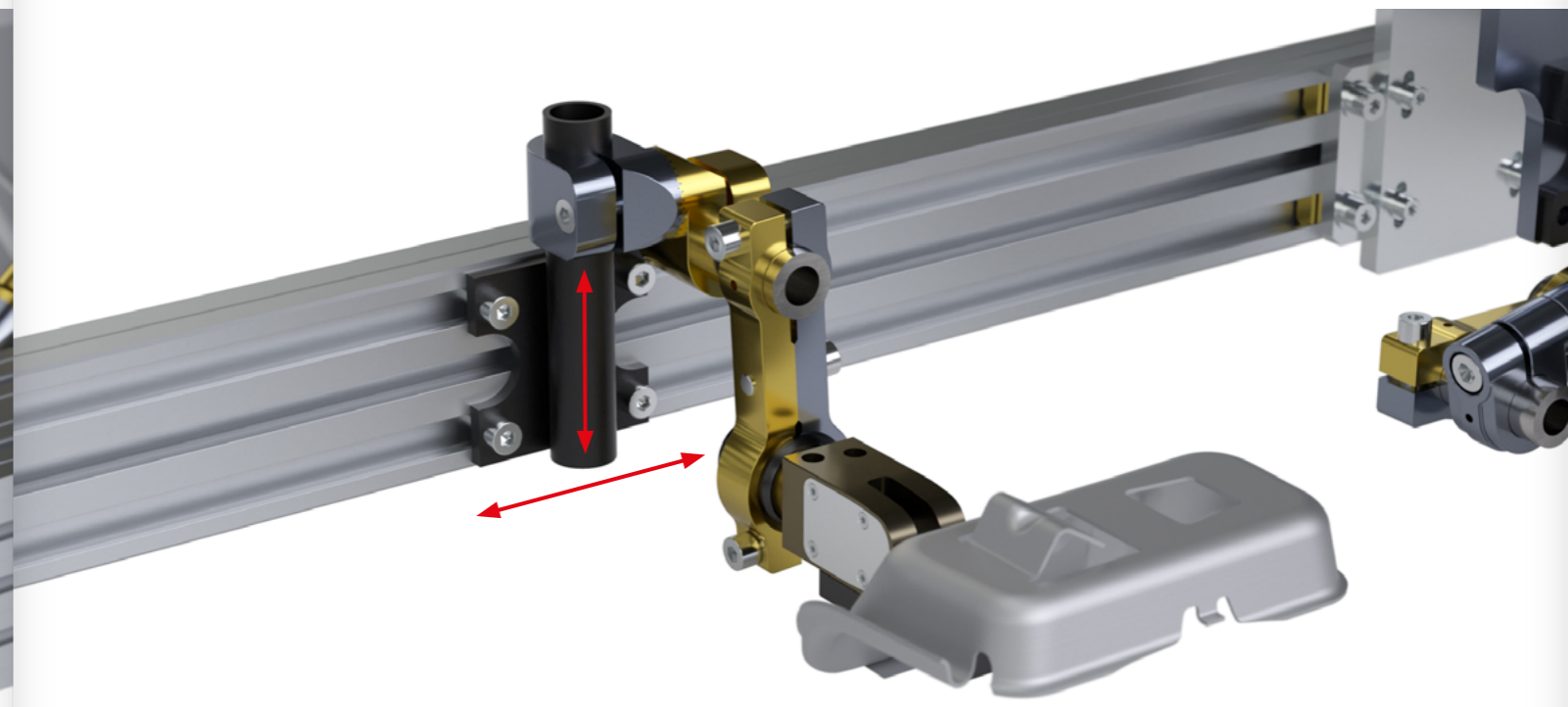


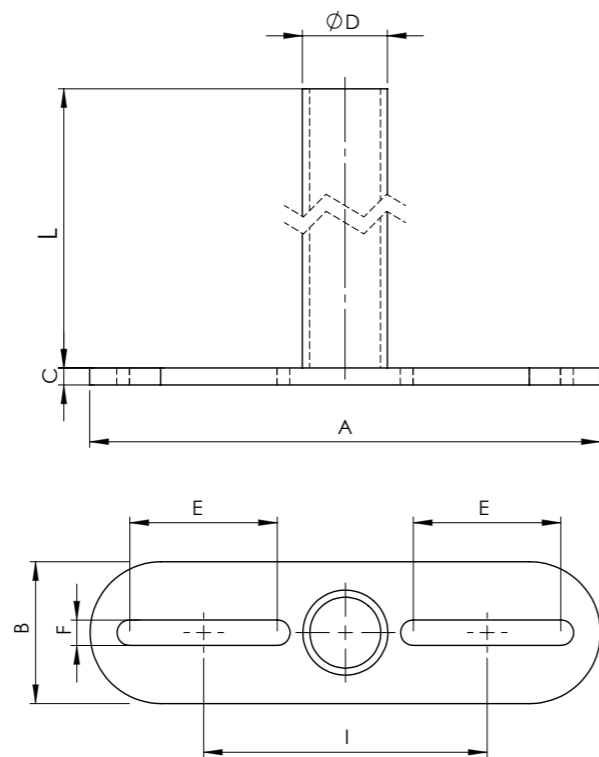
Material: Stahl
Behandlung: Brünierung

Material: Steel
Treatment: Burnishing

CODE	A	B	C	ØD	E	I	I1	L (mm)	Gewicht / Weight (kg)	Bemerkungen /Notes
SBQS-P25-L	75	75	6	25	...	50	60	100÷500 (10 mm increments)	nur der Flansch: 0,21 / only the Platelet: 0,21	
SBQS-P30-L	75	75	6	30	...	50	60			

Anwendungsbeispiel / Application example



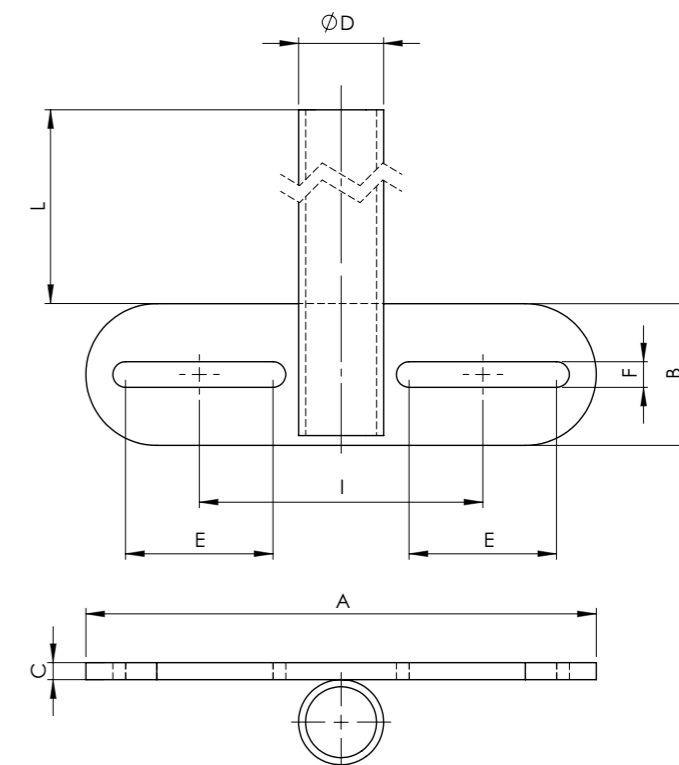
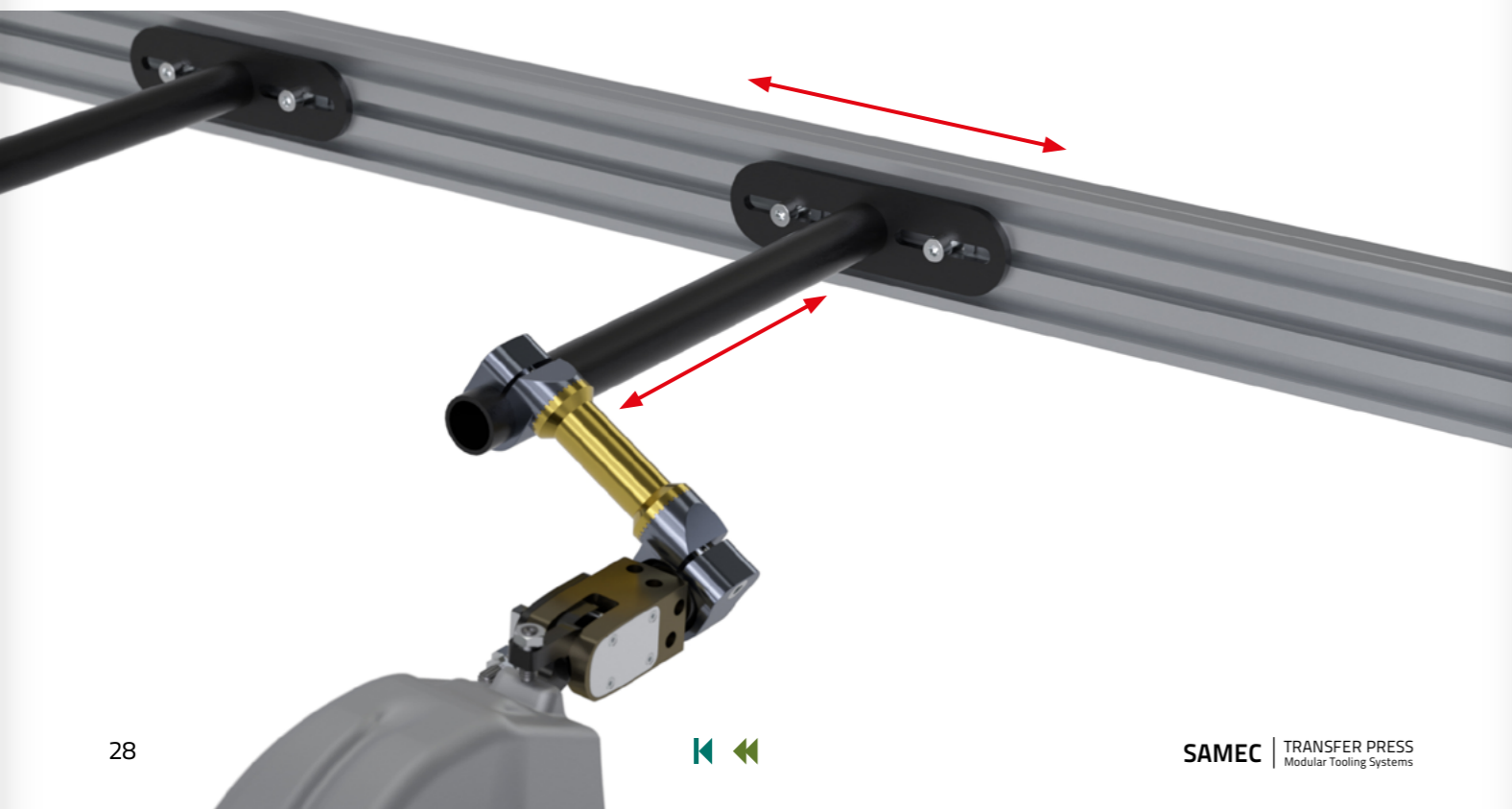


Material: Stahl
Behandlung: Brünierung

Material: Steel
Treatment: Burnishing

CODE	A	B	C	ØD	E	F	I	L (mm)	Gewicht / Weight (kg)	Bemerkungen / Notes
SBNS-V25-L	180	50	6	25	52	9	100	50 ÷ 500 (10 mm increments)	nur der Flansch: 0,35 / only the Platelet: 0,35	
SBNS-V30-L	180	50	6	30	52	9	100			

Anwendungsbeispiel / Application example

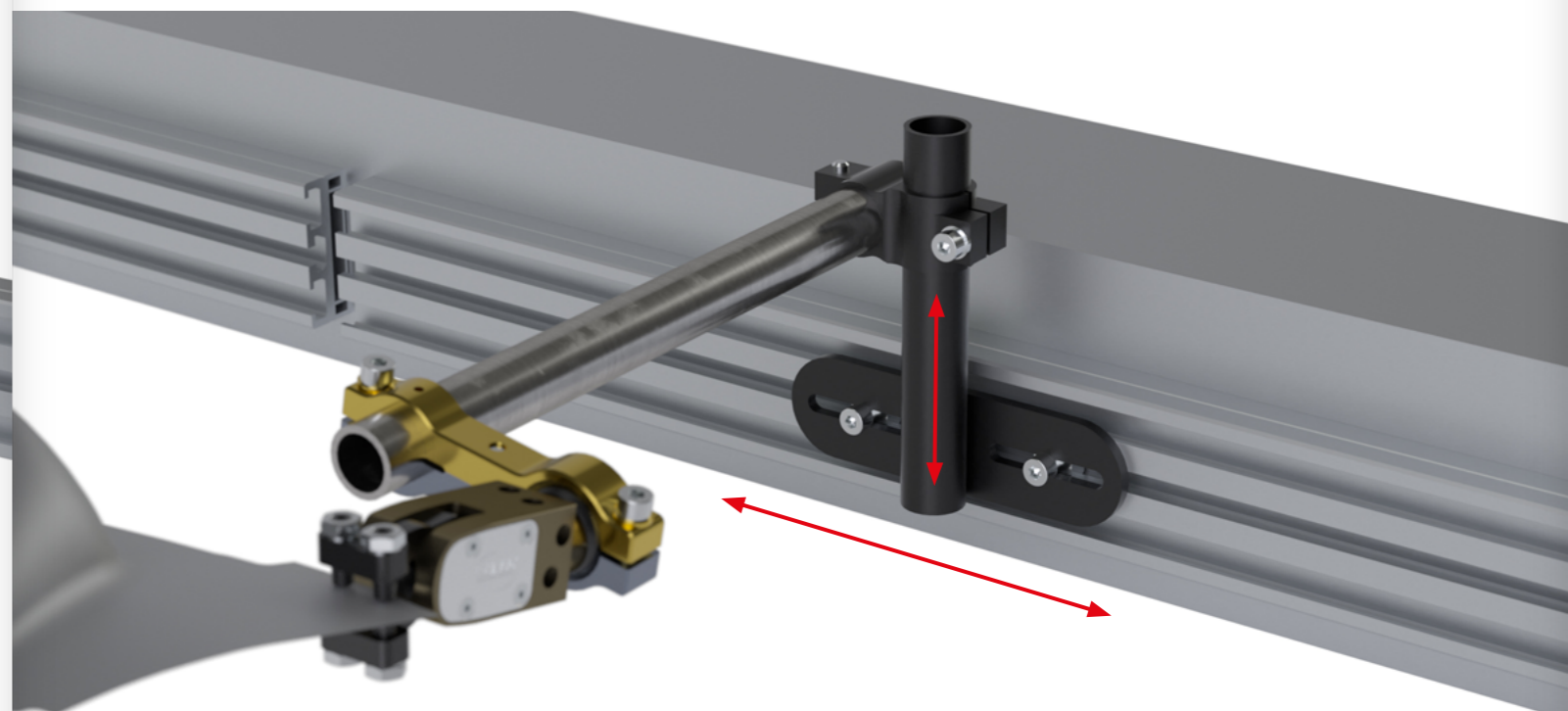


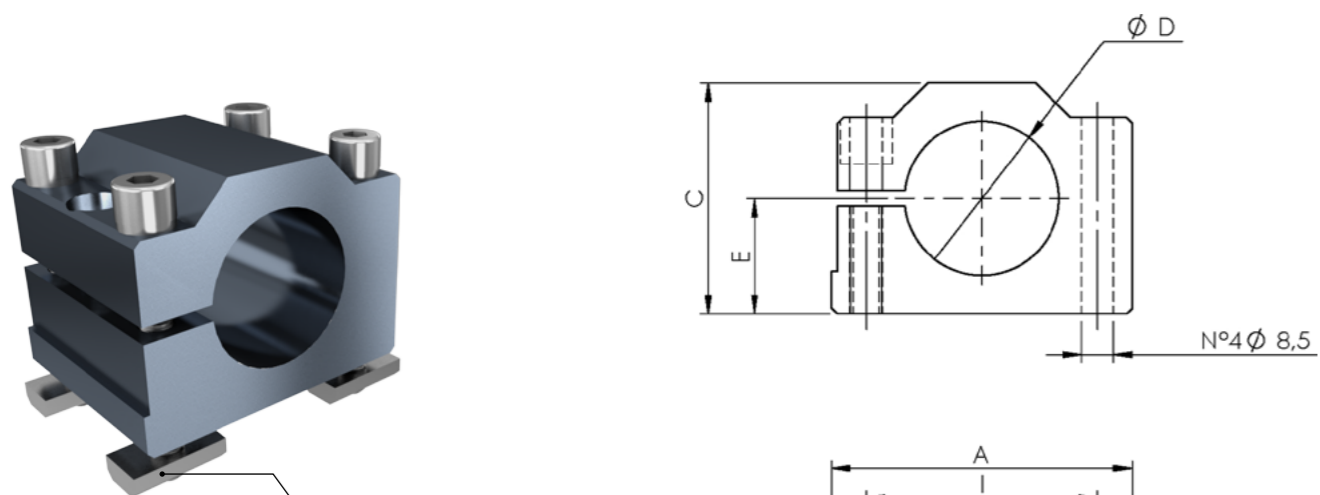
Material: Stahl
Behandlung: Brünierung

Material: Steel
Treatment: Burnishing

CODE	A	B	C	ØD	E	F	I	L (mm)	Gewicht / Weight (kg)	Bemerkungen / Notes
SBNS-P25-L	180	50	6	25	52	9	100	100 ÷ 500 (10 mm increments)	nur der Flansch: 0,35 / only the Platelet: 0,35	
SBNS-P30-L	180	50	6	30	52	9	100			

Anwendungsbeispiel / Application example





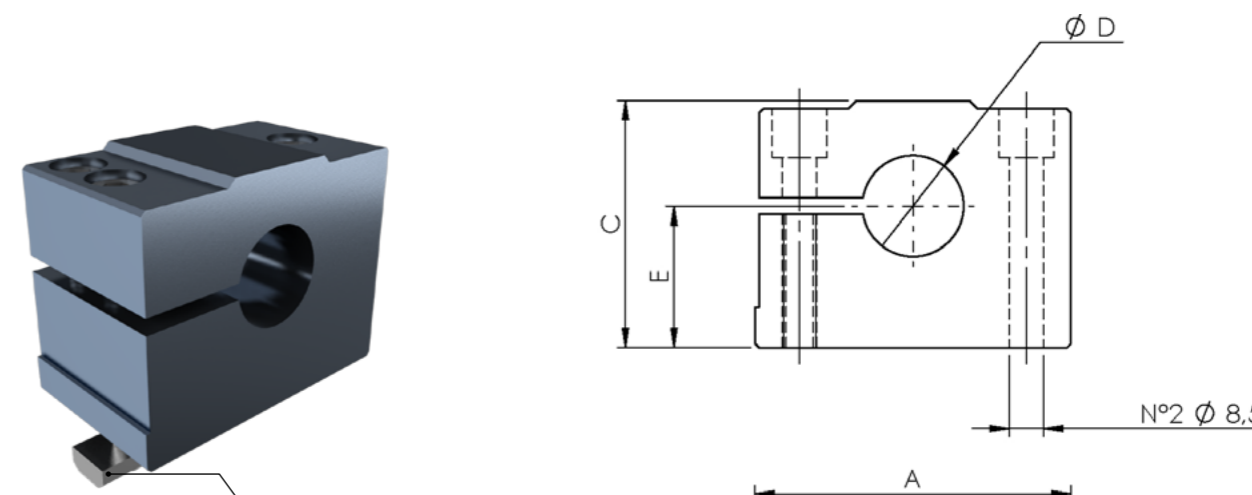

bitte die Muttern separat bestellen. Siehe Seite 200.
/ please order the nuts separately. See page 200.

Material: Aluminium 6082
Behandlung: metallgrau eloxiert

Material: Aluminium 6082
Treatment: Gunmetal anodizing

CODE	A	B	C	ØD	E	F	G	I	I1	Gewicht / Weight (kg)	Bemerkungen /Notes
SB2-4060	78	60	60	40	30	--	--	60	45	0,395	
SB2-4070	78	70	60	40	30	--	--	60	50	0,52	

Anwendungsbeispiel / Application example



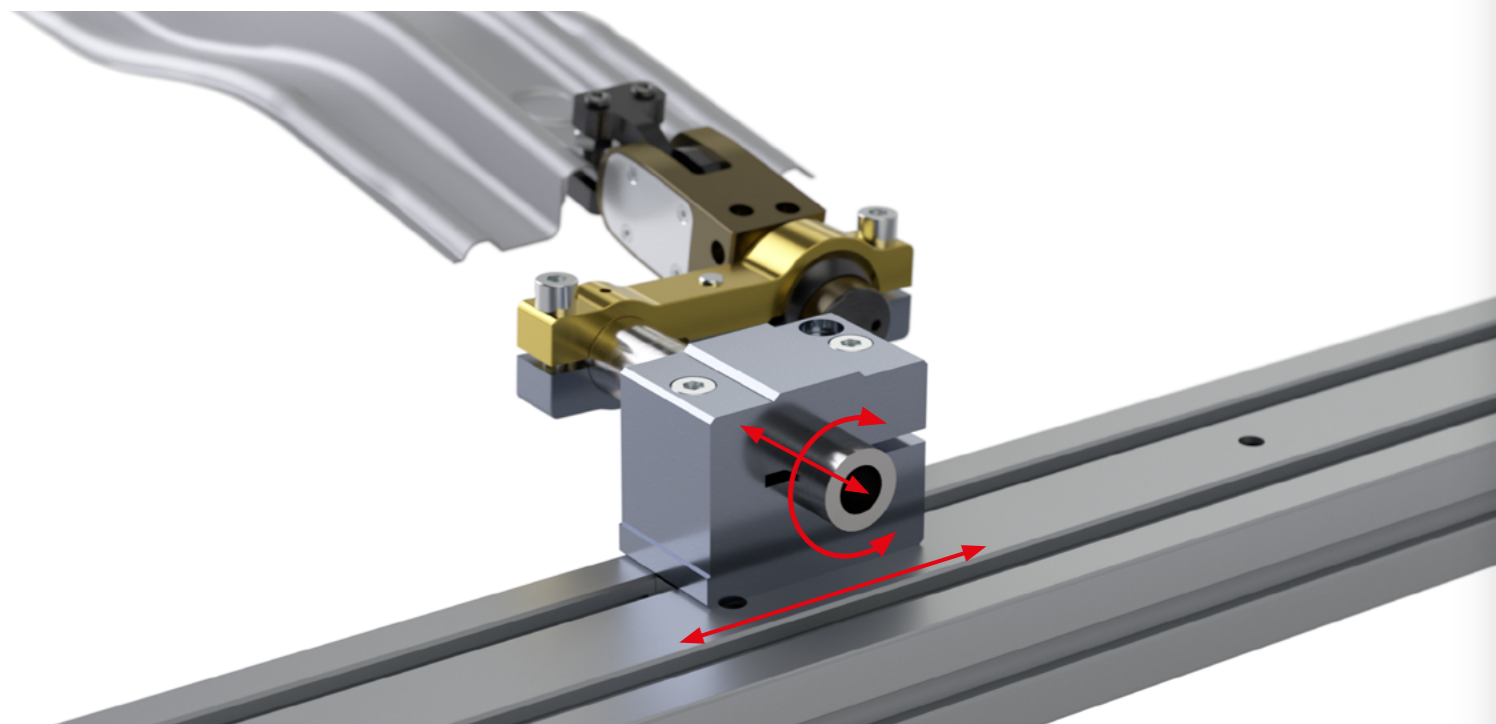
bitte die Muttern separat bestellen. Siehe Seite 200.
/ please order the nuts separately. See page 200.


Material: Aluminium 6082
Behandlung: metallgrau eloxiert

Material: Aluminium 6082
Treatment: Gunmetal anodizing

CODE	A	B	C	ØD	E	F	G	I	I1	Gewicht / Weight (kg)	Bemerkungen /Notes
SB2-25N	78	45	61	25	35	--	--	56	--	0,46	

Anwendungsbeispiel / Application example

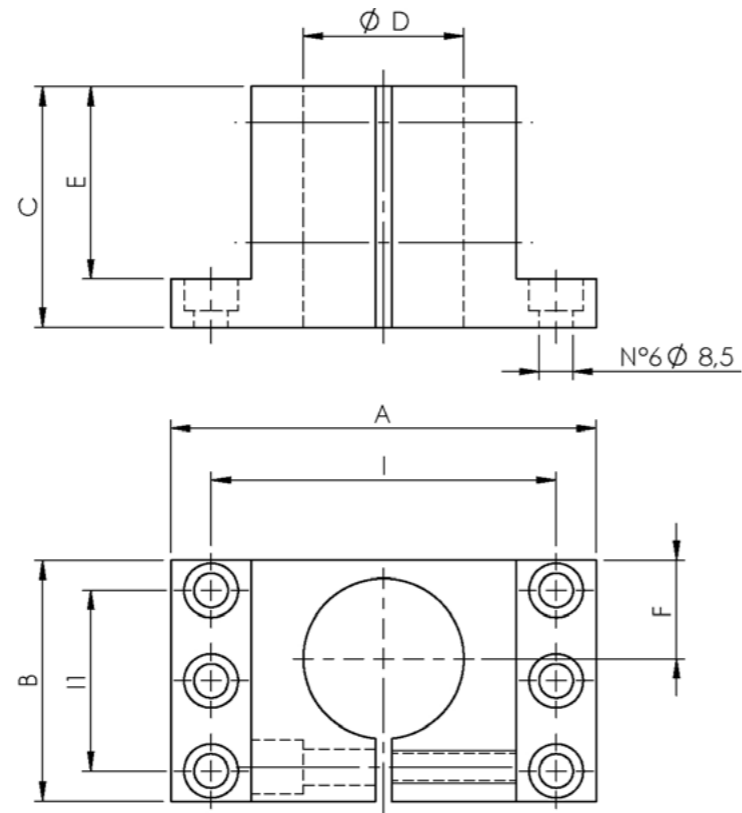




bitte die Muttern separat bestellen. Siehe Seite 200.
/ please order the nuts separately. See page 200.

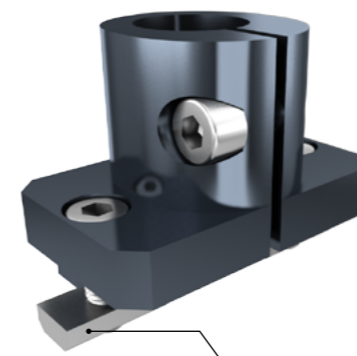
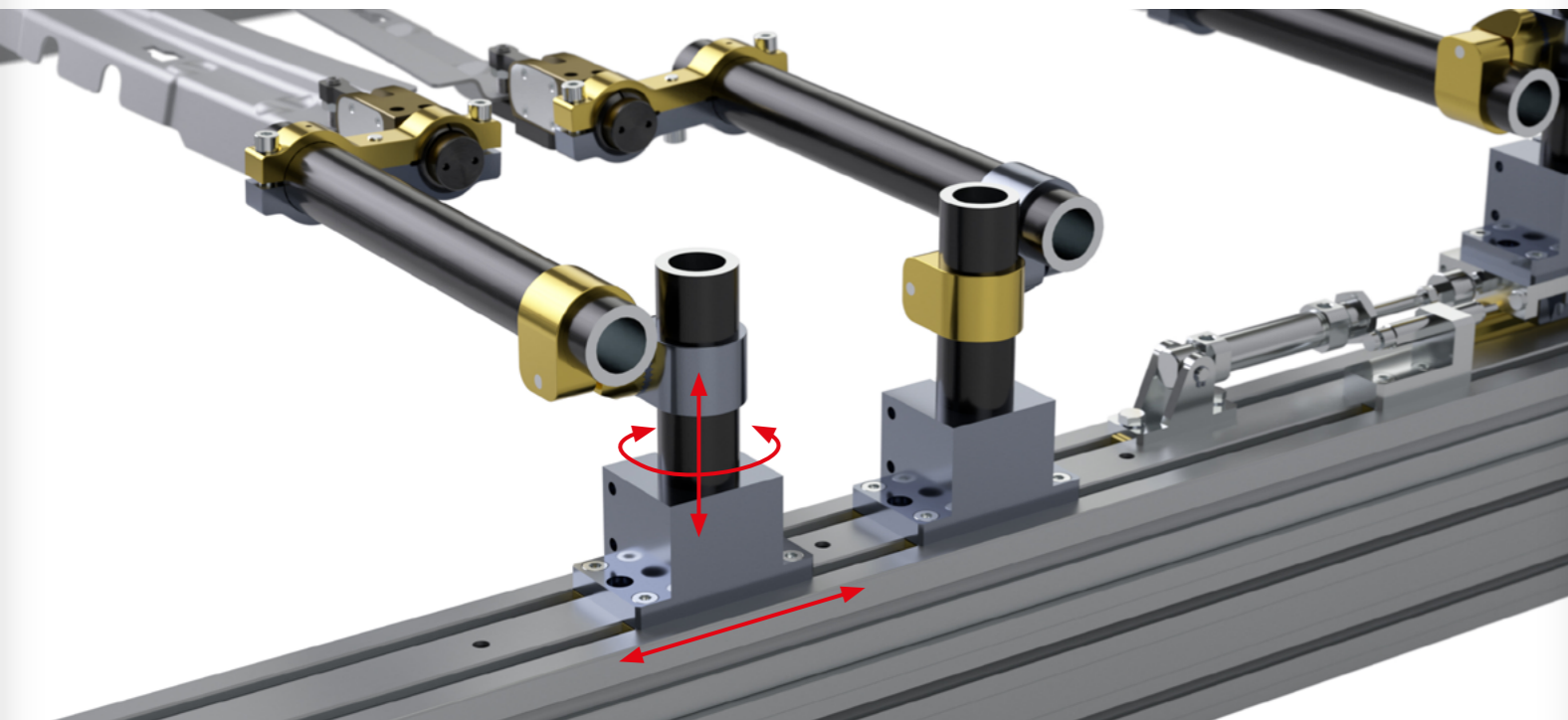
Material: Aluminium 6082
Behandlung: metallgrau eloxiert

Material: Aluminium 6082
Treatment: Gunmetal anodizing



CODE	A	B	C	ØD	E	F	G	I	I1	Gewicht / Weight (kg)	Bemerkungen / Notes
SB2-40F	106	60	60	40	48	24,5	--	86	45	0,46	

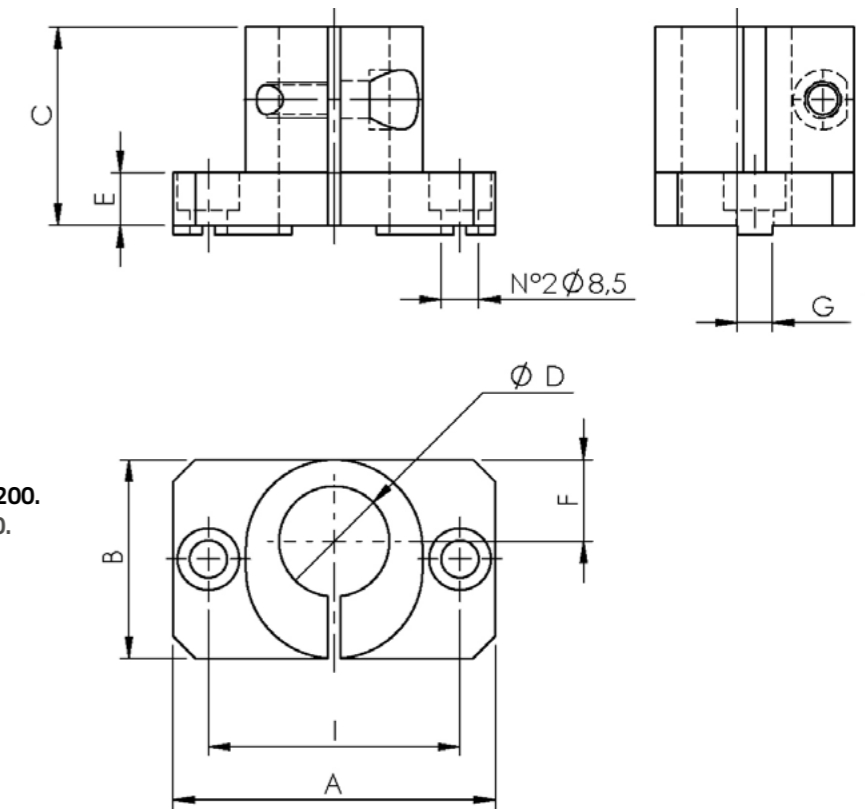
Anwendungsbeispiel / Application example



bitte die Muttern separat bestellen. Siehe Seite 200.
/ please order the nuts separately. See page 200.

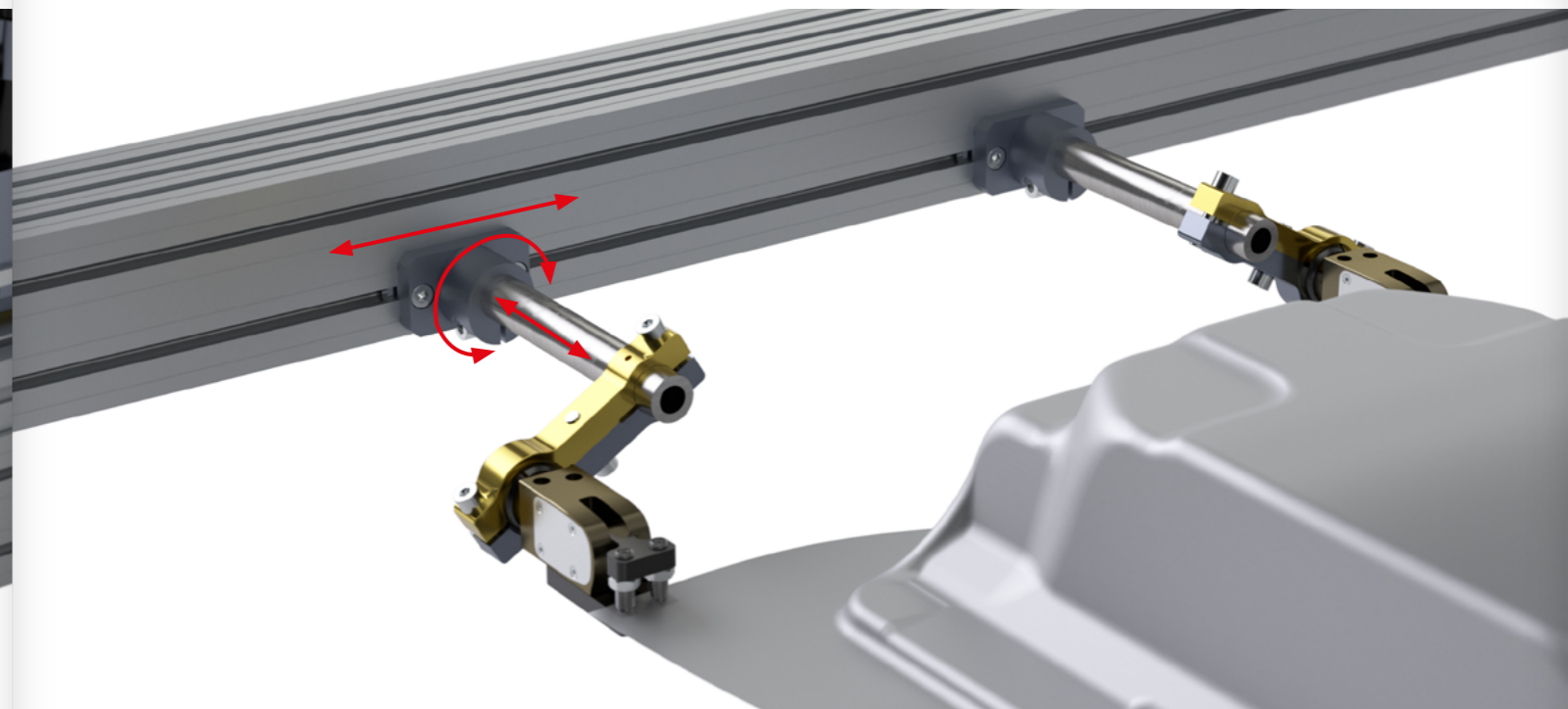
Material: Aluminium 6082
Behandlung: metallgrau eloxiert

Material: Aluminium 6082
Treatment: Gunmetal anodizing

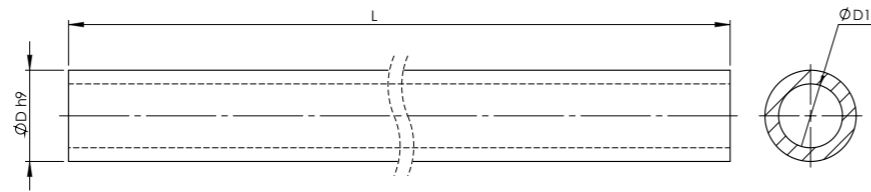



CODE	A	B	C	ØD	E	F	G	I	I1	Gewicht / Weight (kg)	Bemerkungen / Notes
SBS-25-8	73	45	45	25	12	18,5	8	57	--	0,155	
SBS-25-10	73	45	45	25	12	18,5	10	57	--	0,155	

Anwendungsbeispiel / Application example



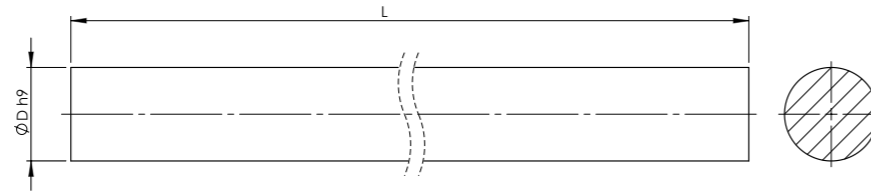

Verbindungsrohre / Connection Tubes
SAPAT / SAPAS



Material: SAPAT - Anticorodal 6082
SAPAS - Stahl

Material: SAPAT - Anticorodal 6082
SAPAS - Steel

Verbindungsrohre / Connection Tubes
SAPAB

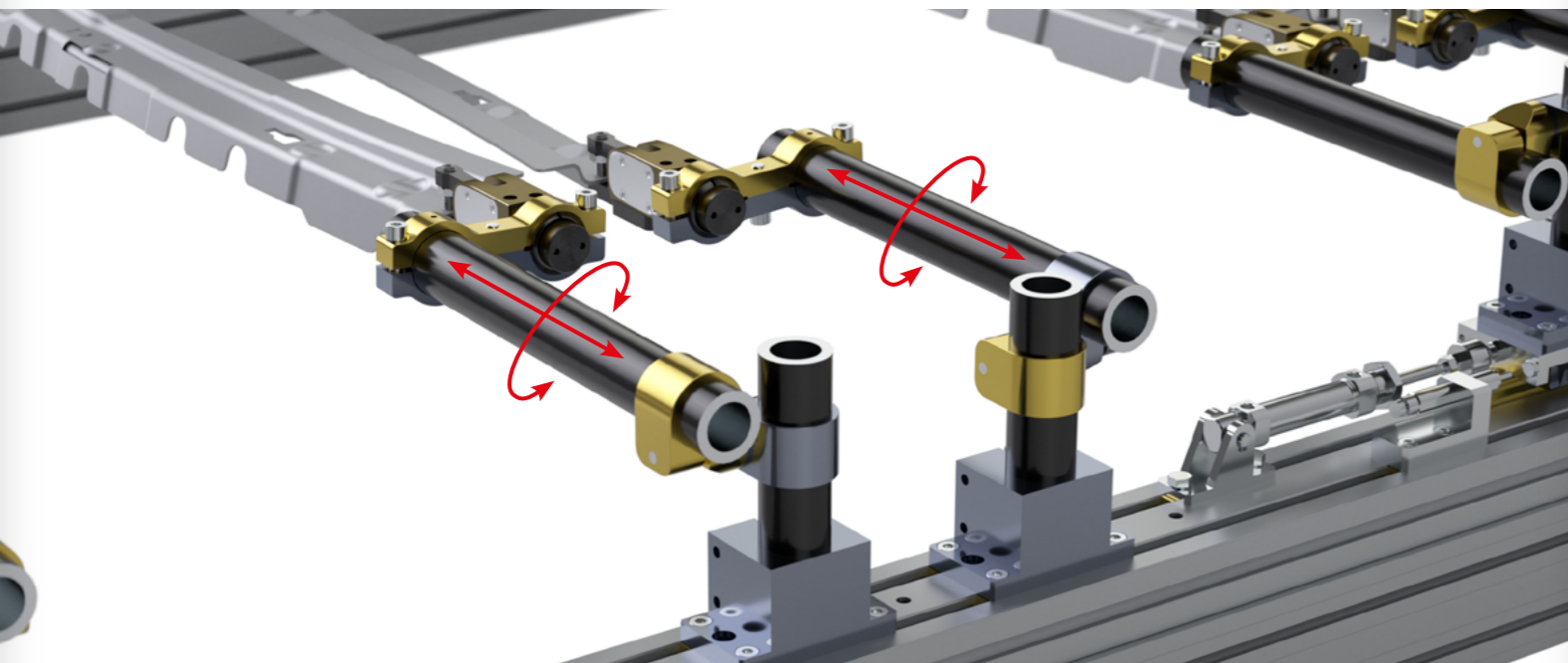


Material: Anticorodal 6082

Material: Anticorodal 6082

CODE	ØD	ØD1	L (mm)	Gewicht / Weight (kg/m)	Bemerkungen / Notes
SAPAT25-L	25	15	Länge auf Anfrage max. 3000 / upon request for max. 3000	0,90	Anticorodal 6082
SAPAT30-L	30	24		0,58	
SAPAT40-L	40	28		1,46	
SAPAS25-L	25	20		1,39	Stahl / Steel
SAPAS30-L	30	25		1,70	
SAPAB25-L	25	--		1,28	Anticorodal 6082

Anwendungsbeispiel / Application example



Klemmstücke

Brackets



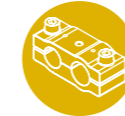
SAPKA - Parallelklemme
Parallel Bracket

pag. 38



SATKA - T-Klemmstück
T Bracket

pag. 39



SAPKR - Parallelklemme
Parallel Bracket

pag. 40



SAPKO - orientierbare Parallelklemme
Parallel Swivelling Bracket

pag. 41



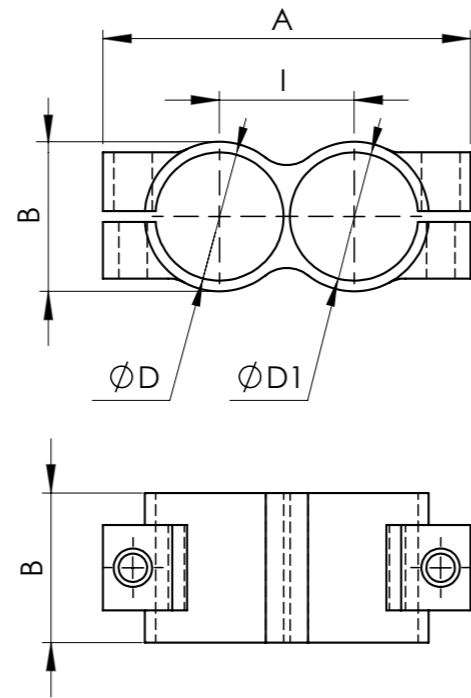

SAED - doppelte Klemme
Bilateral Bracket

pag. 42



SAES - Auslegerklemmblock
Unilateral Bracket

pag. 43

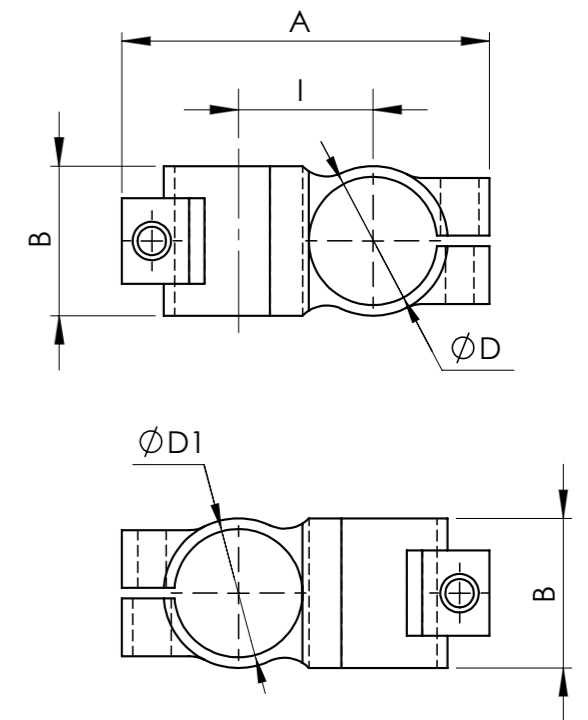



Material: Stahl
Behandlung: brüniert
Schrauben: enthalten

Material: Steel
Treatment: Burnishing
Bolts: Included

CODE	A	B	ØD	ØD1	I	Gewicht / Weight (kg)	Bemerkungen/Notes
SAPKA25-25	86	35	25	25	31,5	0,37	
SAPKA25-30	86	35	25	30	31,5	0,32	
SAPKA30-30	86	35	30	30	31,5	0,26	

Anwendungsbeispiel / Application example




Material: Stahl
Behandlung: brüniert
Schrauben: enthalten

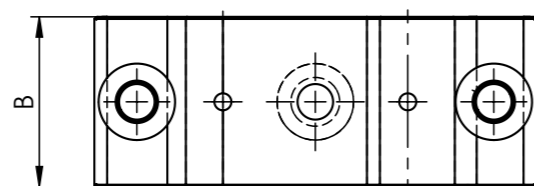
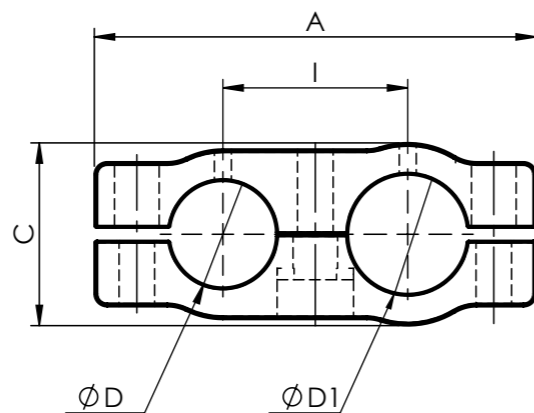

Material: Steel
Treatment: Burnishing
Bolts: Included

CODE	A	B	ØD	ØD1	I	Gewicht / Weight (kg)	Bemerkungen/Notes
SATKA25-25	86	35	25	25	31,5	0,39	
SATKA25-30	86	35	25	30	31,5	0,31	
SATKA30-30	86	35	30	30	31,5	0,28	

Anwendungsbeispiel / Application example



Parallelklemme / Parallel Bracket
SAPKR




Material: Aluminium 6082
Behandlung: gold und metallgrau eloxiert
Schrauben: enthalten

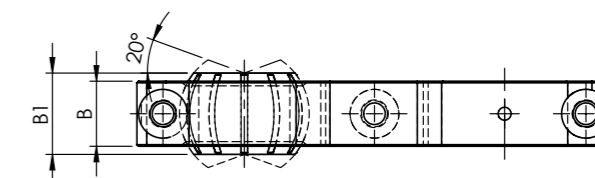
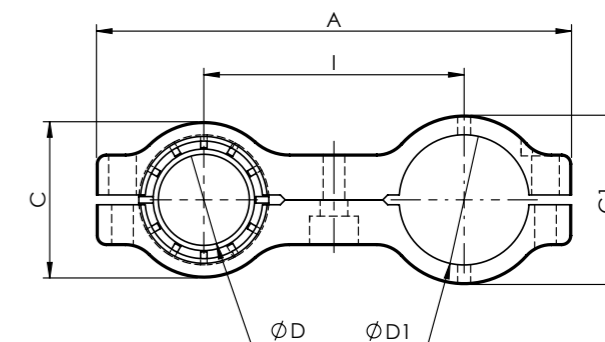

Material: Aluminium 6082
Treatment: Gold and gunmetal anodizing
Bolts: Included

CODE	A	B	C	ØD	ØD1	I	Gewicht / Weight (kg)	Bemerkungen / Notes
SAPKR25-25	104	40	40	25	25	43.5	0,25	
SAPKR25-28	104	40	43	25	28	43.5	0,27	
SAPKR25-40	116	40	58	25	40	49.5	0,42	
SAPKR28-40	116	40	58	28	40	49.5	0,42	
SAPKR40-40	130	40	58	40	40	55.5	0,41	

Anwendungsbeispiel / Application example



orientierbare Parallelklemme / Swivelling Parallel Bracket
SAPKO

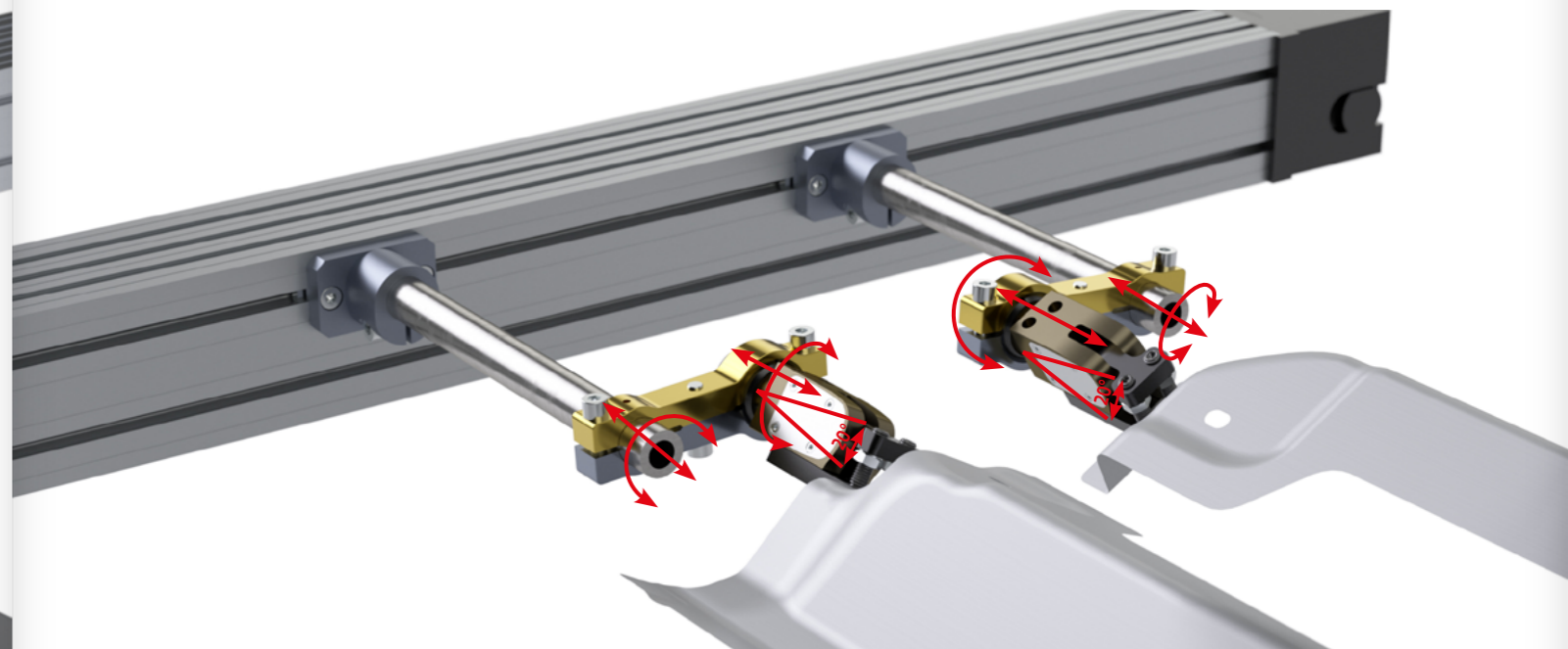


Material: Aluminium 6082
Behandlung: gold und metallgrau eloxiert
Schrauben: enthalten

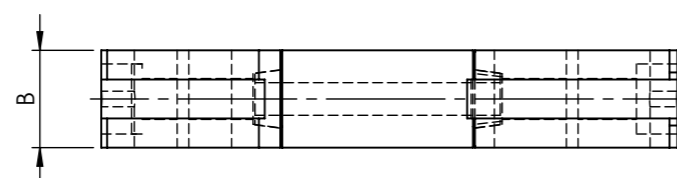
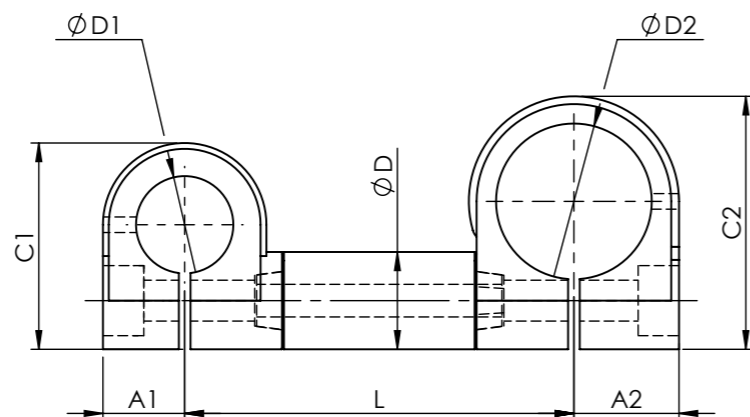

Material: Aluminium 6082
Treatment: Gold and gunmetal anodizing
Bolts: Included

CODE	A	B	B1	C	C1	ØD	ØD1	I	Gewicht / Weight (kg)	Bemerkungen / Notes
SAPKO25-30	142	20	25	48	42	25	30	80	0,22	
SAPKO25-40	146	20	25	48	52	25	40	80	0,22	
SAPKO28-25	139	20	25	48	36	28	25	80	0,22	
SAPKO28-30	142	20	25	48	42	28	30	80	0,21	
SAPKO28-40	146	20	25	48	52	28	40	80	0,21	
SAPKO30-25	139	20	25	48	36	30	25	80	0,22	
SAPKO30-30	142	20	25	48	42	30	30	80	0,21	
SAPKO30-40	146	20	25	48	52	30	40	80	0,20	
SAPKO40-40	151	20	25	60	52	40	40	80	0,19	

Anwendungsbeispiel / Application example



doppelte Klemme / Bilateral Bracket
SAED




Material: Aluminium 6082
Behandlung: metallgrau eloxiert
Schrauben: enthalten

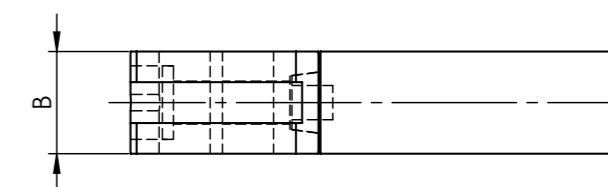
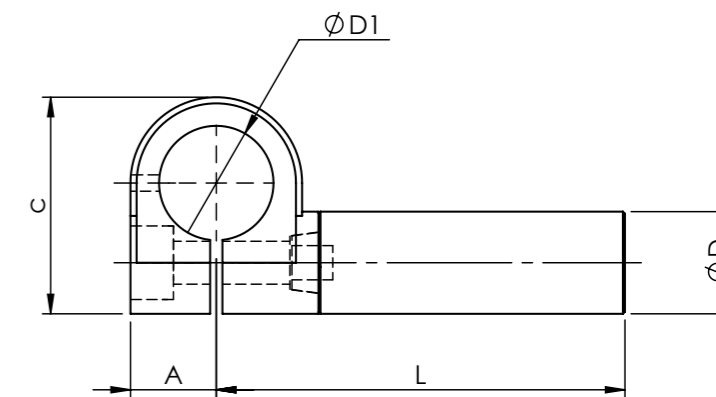

Material: Aluminium 6082
Treatment: Gunmetal anodizing
Bolts: Included

CODE	A1	A2	B	C1	C2	$\varnothing D$	$\varnothing D1$	$\varnothing D2$	L							Gewicht / Weight (kg)	Bemerkungen / Notes
SAED25-25-L	21	21	25	53	53	25	25	25	101	126	151	176	201	226	251	0,28÷0,38	
SAED25-28-L	21	21	25	53	53	25	25	28	101	126	151	176	201	226	251	0,27÷0,37	
SAED25-40-L	21	27	25	53	65	25	25	40	101	126	151	176	201	226	251	0,33÷0,43	
SAED28-40-L	21	27	25	53	65	25	28	40	101	126	151	176	201	226	251	0,30÷0,40	
SAED40-40-L	27	27	25	65	65	25	40	40	101	126	151	176	201	226	251	0,33÷0,43	

Anwendungsbeispiel / Application example



Auslegerklemmblock / Unilateral Bracket
SAES

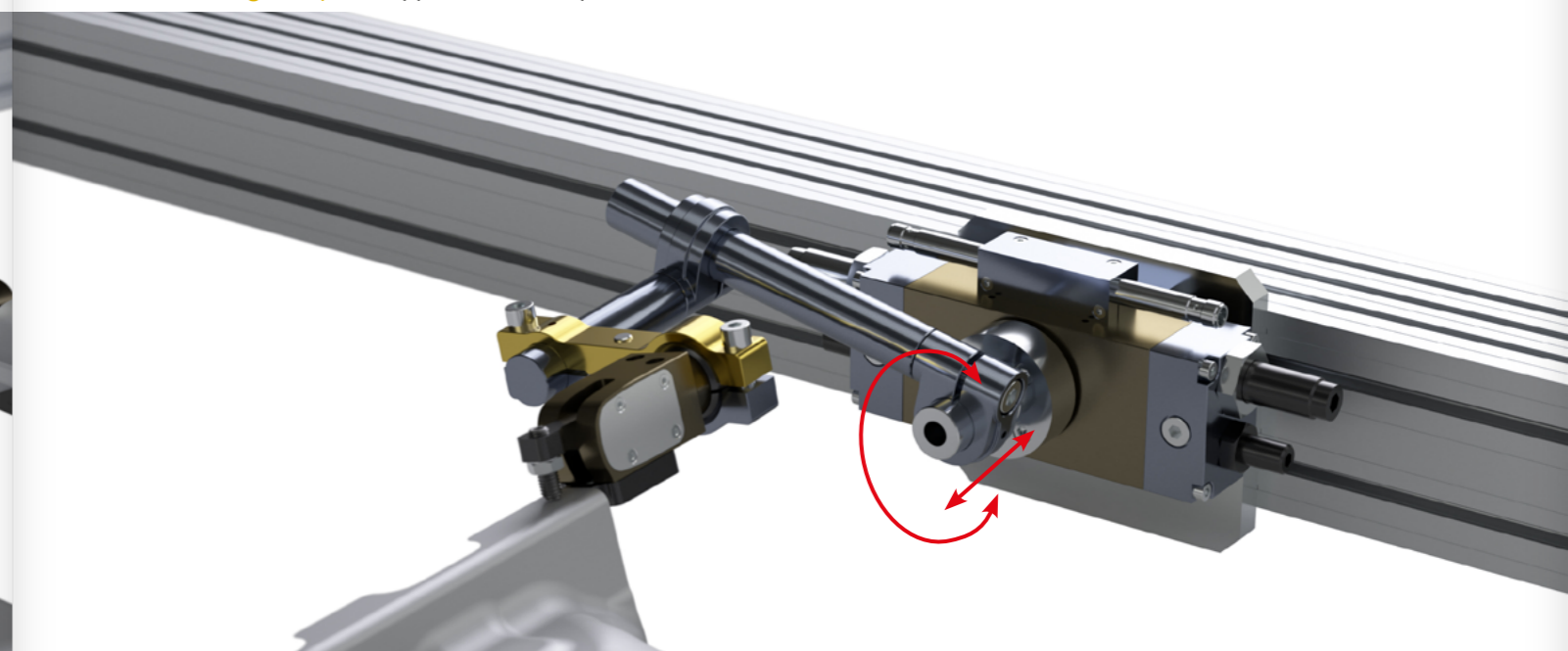


Material: Aluminium 6082
Behandlung: metallgrau eloxiert
Schrauben: enthalten

Material: Aluminium 6082
Treatment: Gunmetal anodizing
Bolts: Included

CODE	A	B	C	$\varnothing D$	$\varnothing D1$	L							Gewicht / Weight (kg)	Bemerkungen / Notes
SAES25-25-L	21	25	53	25	25	75	100	125	150	175	200	225	0,17 ÷ 0,34	
SAES25-28-L	21	25	53	25	28	75	100	125	150	175	200	225	0,16 ÷ 0,33	
SAES25-40-L	27	25	65	25	40	75	100	125	150	175	200	225	0,19 ÷ 0,46	

Anwendungsbeispiel / Application example



gezahnte Klemmstücke

NEW

Die neuen gezahnten Klemmen sind dank des **exklusiven Modularsystems** äußerst flexibel in der Anwendung.

Mit nur **9 Komponenten** können viele Kombinationen realisiert werden, um die Handlingsysteme an Transferpressen zu vereinfachen.

unvergleichbare Haltbarkeit und Flexibilität

+
WIRTSCHAFTLICHER / ECONOMICAL

+
ROBUSTER / ROBUST

+
GENAUER / PRECISE

+
LEICHTER / LIGHTWEIGHT

+
STABILER / STABLE

+
VIELSEITIGER / VERSATILE

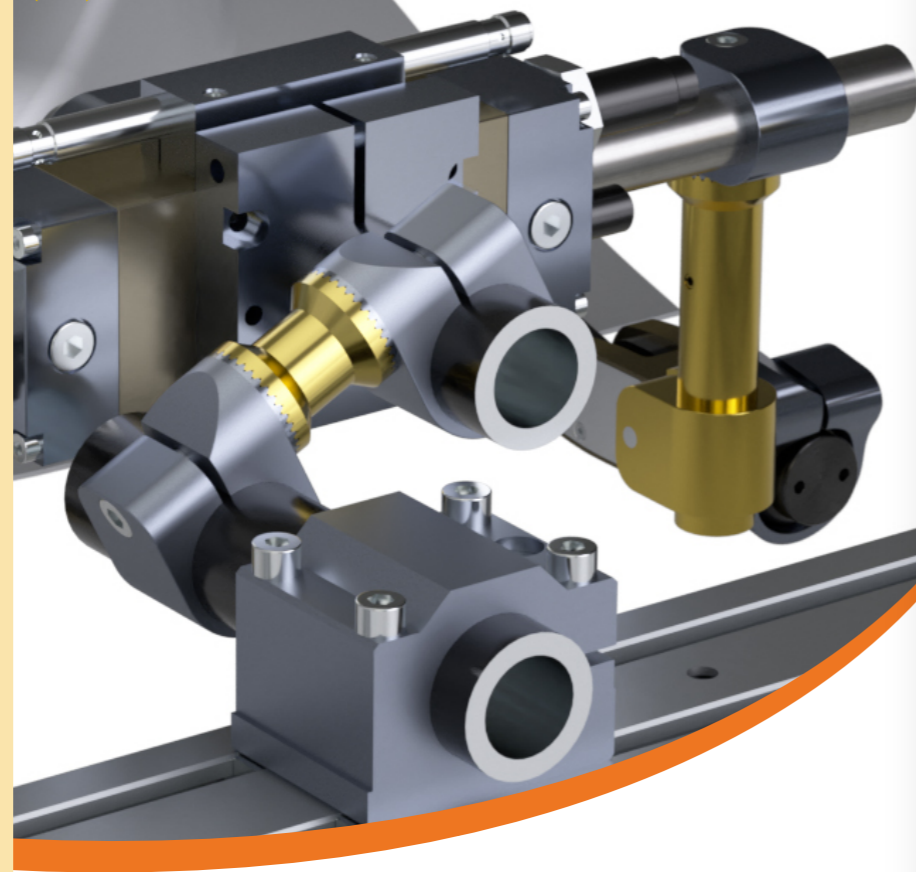
+
EINSTELLBAR / ADJUSTABLE
In 10° Schritten über 360° einstellbar
Progressive radial adjustment 10°x360°

Gear Brackets

The new Brackets, designed with a particular toothed configuration, can fit any type of requirement thanks to an **Exclusive Modular System**.

With only **9 pieces** you can reach **unlimited combinations** that make the handling systems for Transfer Presses simpler and faster.

Unmatched resistance and flexibility



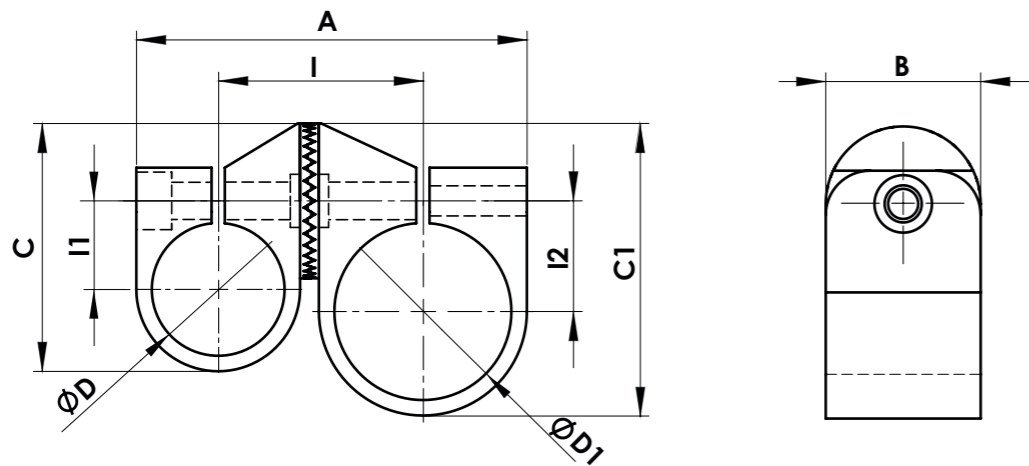

gezahnte Klemmstücke / Gear Brackets Komponenten / Components

NEW

CODE	9 KOMPONENTEN / COMPONENTS	Ø DURCHMESSER / Ø DIAMETERS	BAUGRUPPEN / COMBINATIONS
DM		Ø40 Ø30 Ø28 Ø25	 DMR Gemeinschaftsgeschmacksmuster Community Registered Design
DF			
DFS			
DMS		Ø28 Ø30	 Kombinationen / Combinations
P		LÄNGEN / LENGTHS 50 75 100	
B		110 -- -- 500	
U		75 -- -- 500	
RF		GRAD / DEGREES	
RM		90°	

BEISPIELE FÜR BAUGRUPPEN / COMBINATIONS EXAMPLES	KOMPONENTEN / COMPONENTS
	DF + DM
	DMS + DF
	DFS + DM
	DM + P + DM
	DM + RF + DM

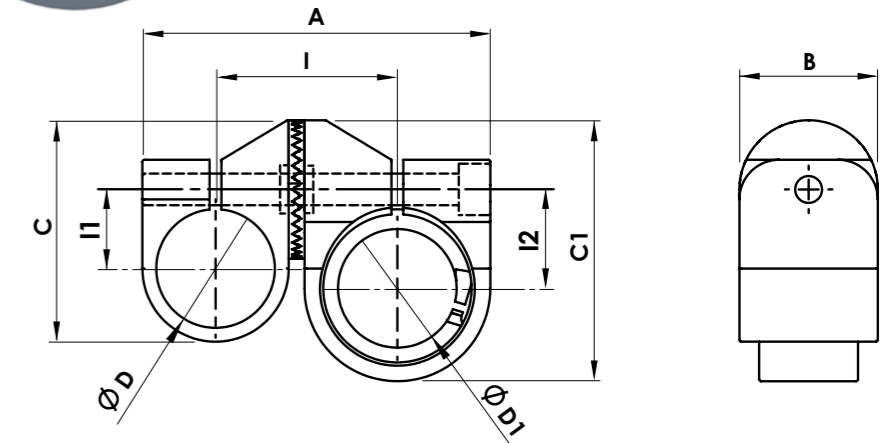

BEISPIELE FÜR BAUGRUPPEN / COMBINATIONS EXAMPLES	KOMPONENTEN / COMPONENTS
	DMS + P + DM
	DMS + B + DM
	U + DM
	DMS + RF + RM + P + DM



Material: Aluminium 6082
Behandlung: gold und metallgrau eloxiert
Schrauben: enthalten

Material: Aluminium 6082
Treatment: Gold and gunmetal anodizing
Bolts: Included

CODE	A	B	C	C1	ØD	ØD1	I	I1	I2	Gewicht / Weight (kg)	Bemerkungen / Note
DM25DF25	78	35	56	56	25	28	41	20	20	0,190	
DM25DF28	78	35	56	56	25	28	41	20	20	0,190	
DM25DF30	78	35	56	56	25	30	41	20	20	0,180	
DM28DF30	78	35	56	56	28	30	41	20	20	0,170	
DM30DF30	78	35	56	56	30	30	41	20	20	0,160	
DM40DF25	88	35	66	66	40	25	46	25	20	0,205	
DM40DF28	88	35	66	66	40	28	46	25	20	0,195	
DM40DF30	88	35	66	66	40	30	46	25	20	0,185	
DM40DF40	98	35	66	66	40	40	50	25	25	0,210	




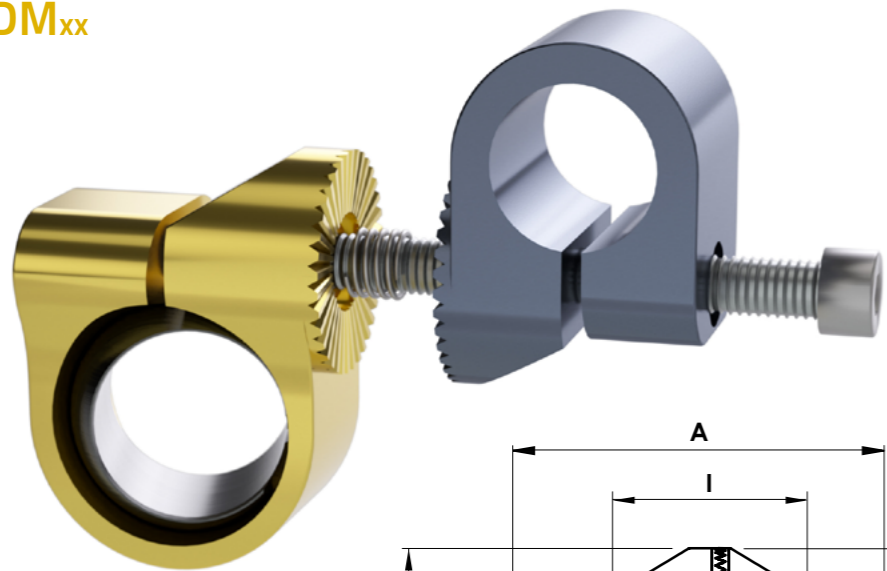
Material: Aluminium 6082 & behandelte Stahl
Behandlung: gold und metallgrau eloxiert; brüniert
Schrauben: enthalten

Material: Aluminium 6082 & treated Steel
Treatment: Gold and gunmetal anodizing and burnishing
Bolts: included

CODE	A	B	C	C1	ØD	ØD1	I	I1	I2	Gewicht / Weight (kg)	Bemerkungen / Note
DMS30DF25	88	35	56	66	25	30	46	20	25	0,28	
DMS30DF30	88	35	56	66	30	30	46	20	25	0,26	
DMS30DF40	98	35	66	66	40	30	51	25	25	0,28	
DMS28DF25	88	35	56	66	25	28	46	20	25	0,29	
DMS28DF30	88	35	56	66	30	28	46	20	25	0,27	
DMS28DF40	98	35	66	66	40	28	51	25	25	0,29	

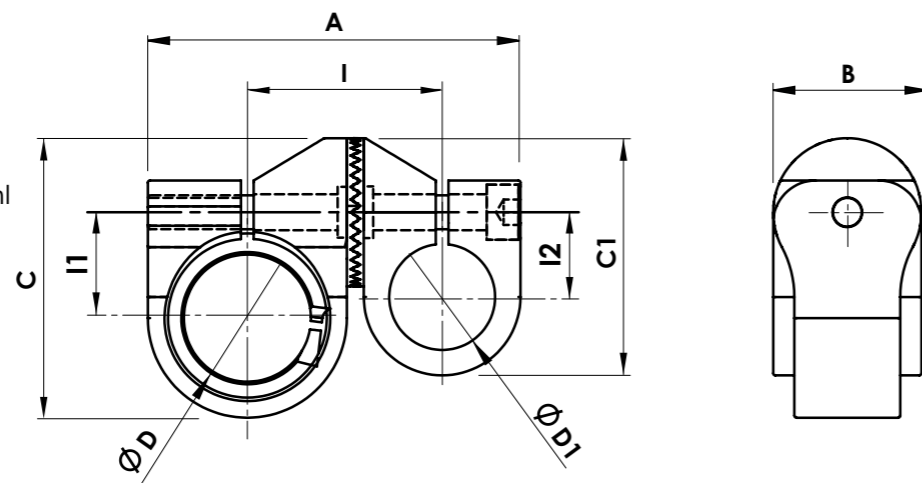
Anwendungsbeispiel / Application example





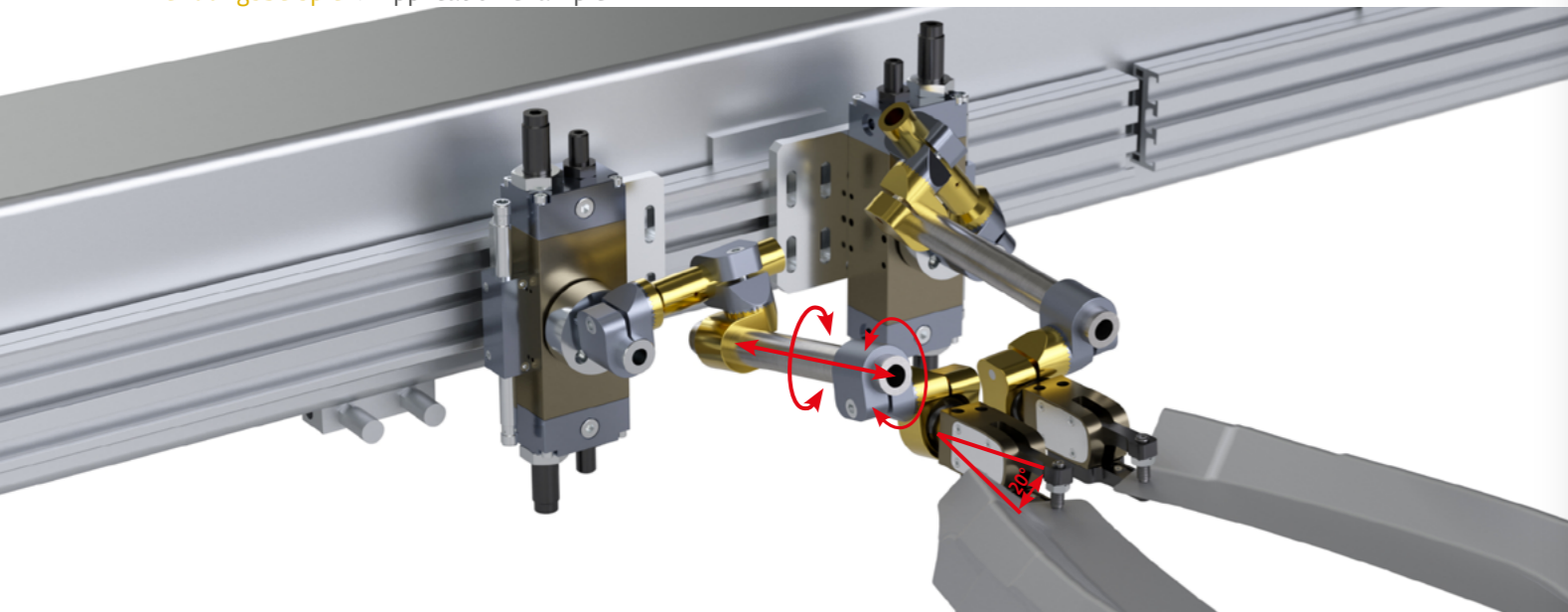
Material: Aluminium 6082 & behandelter Stahl
Behandlung: gold und metallgrau eloxiert; brüniert
Schrauben: enthalten

Material: Aluminium 6082 & treated Steel
Treatment: Gold and gunmetal anodizing and burnishing
Bolts: included

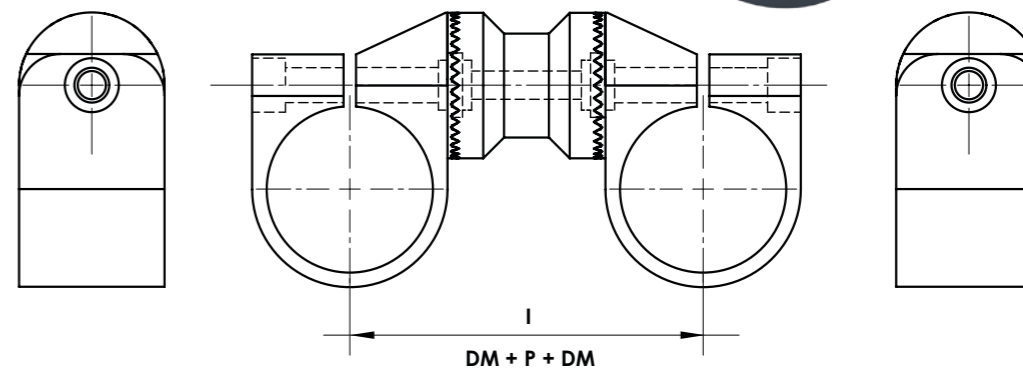

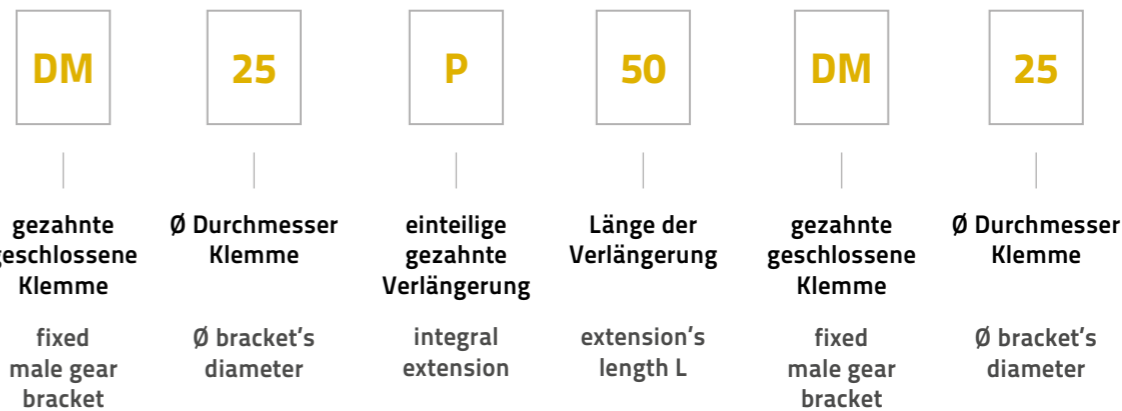


CODE	A	B	C	C1	ØD	ØD1	I	I1	I2	Gewicht / Weight (kg)	Bemerkungen / Note
DFS30DM25	88	35	66	56	30	25	46	25	20	0,28	
DFS30DM30	88	35	66	56	30	30	46	25	20	0,26	
DFS30DM40	98	35	66	66	30	40	51	25	25	0,28	
DFS28DM25	88	35	66	56	28	25	46	25	20	0,29	
DFS28DM30	88	35	66	56	28	30	46	25	20	0,26	
DFS28DM40	98	35	66	66	28	40	51	25	25	0,29	


Anwendungsbeispiel / Application example



Bestellbeispiel
Ordering example

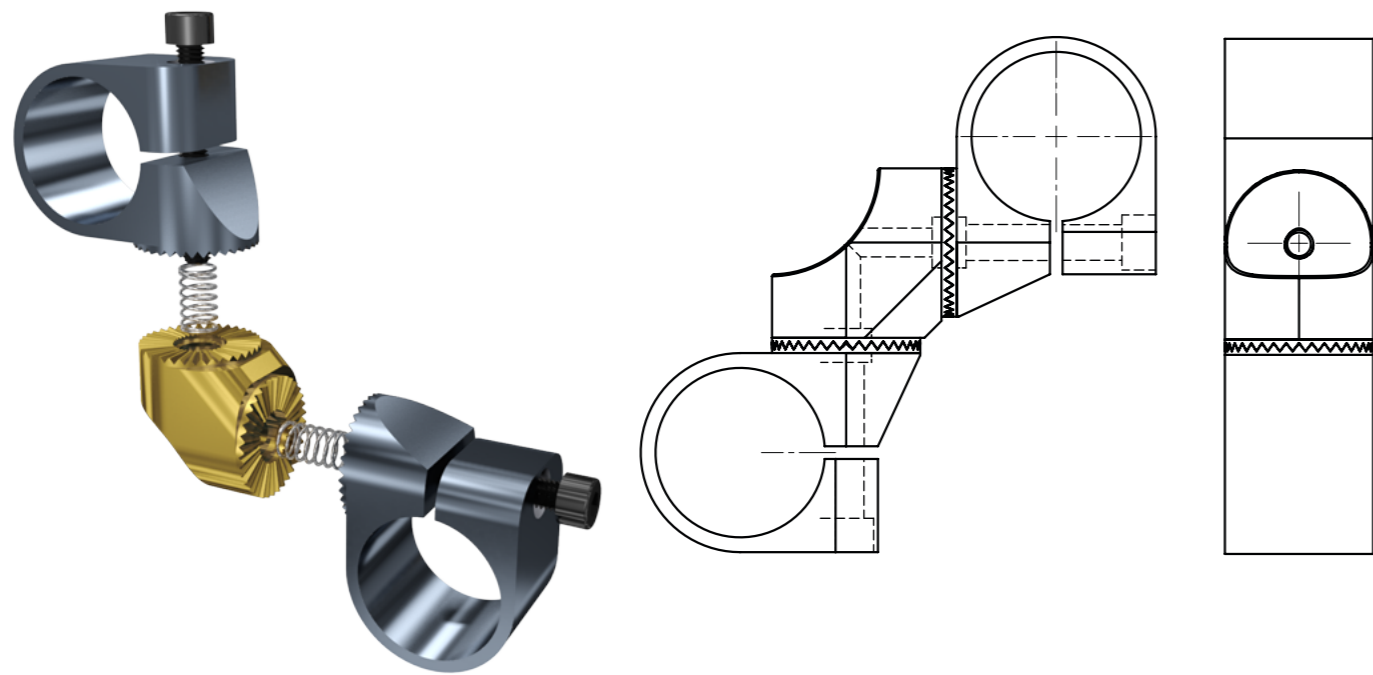


Anwendungsbeispiel / Application example

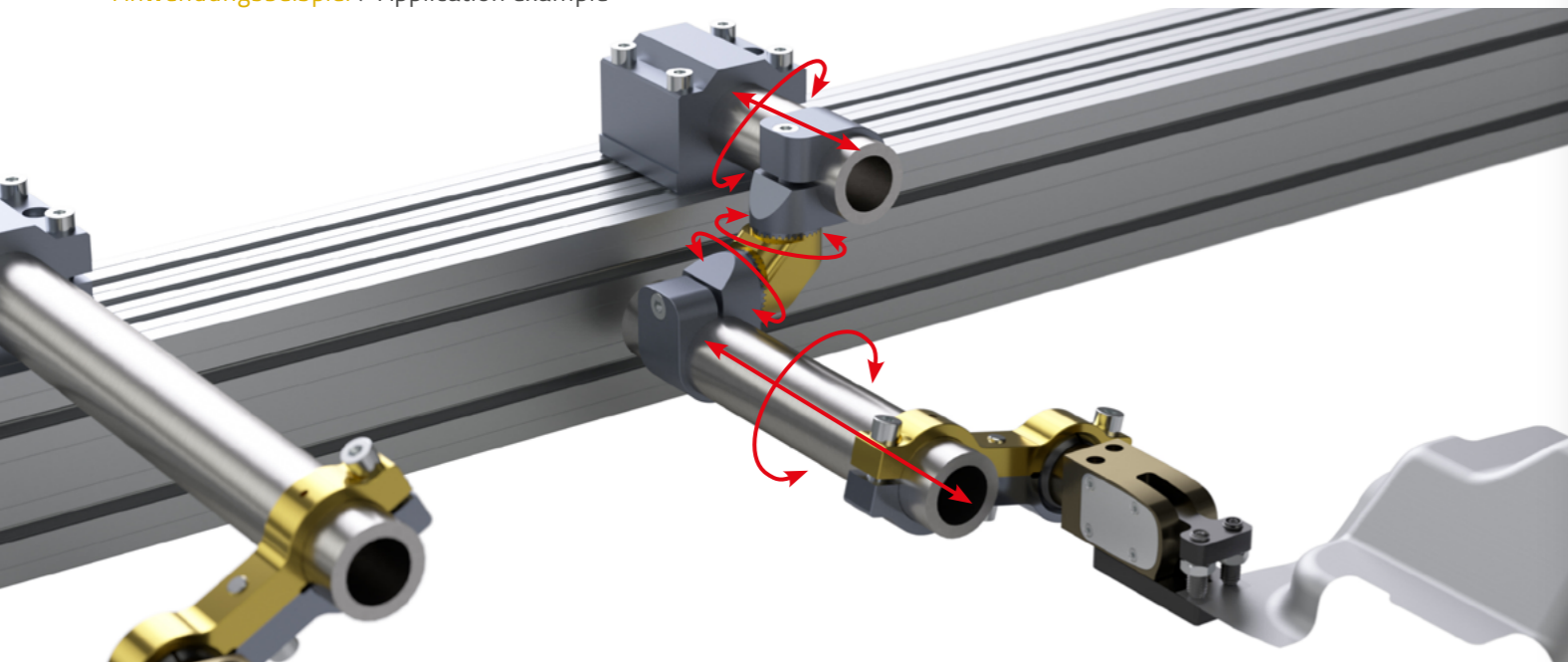


Bestellbeispiel
Ordering example

DM	40	RF	DM	40
gezahnte geschlossene Klemme	Ø Durchmesser Klemme	Eckstück 90° 'weiblich'	gezahnte geschlossene Klemme	Ø Durchmesser Klemme
fixed male gear bracket	Ø bracket's diameter	90° female angle drive	fixed male gear bracket	Ø bracket's diameter

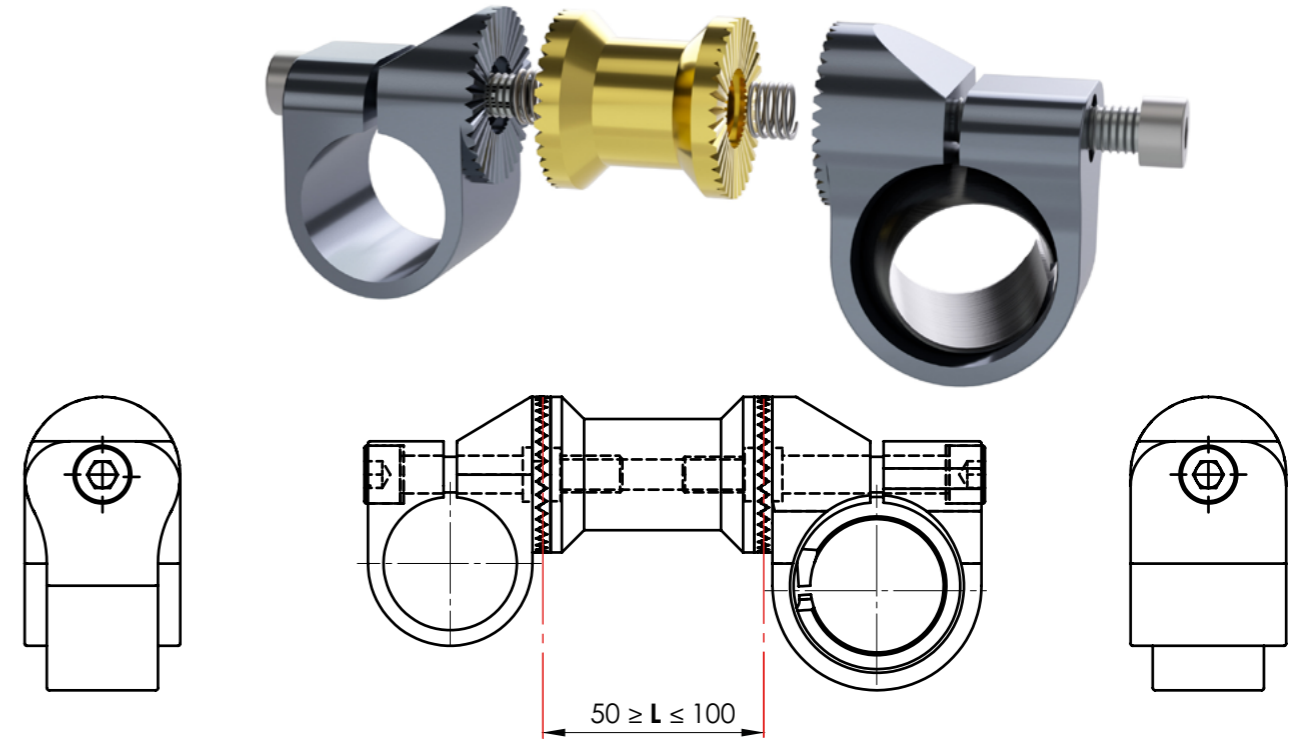


Anwendungsbeispiel / Application example

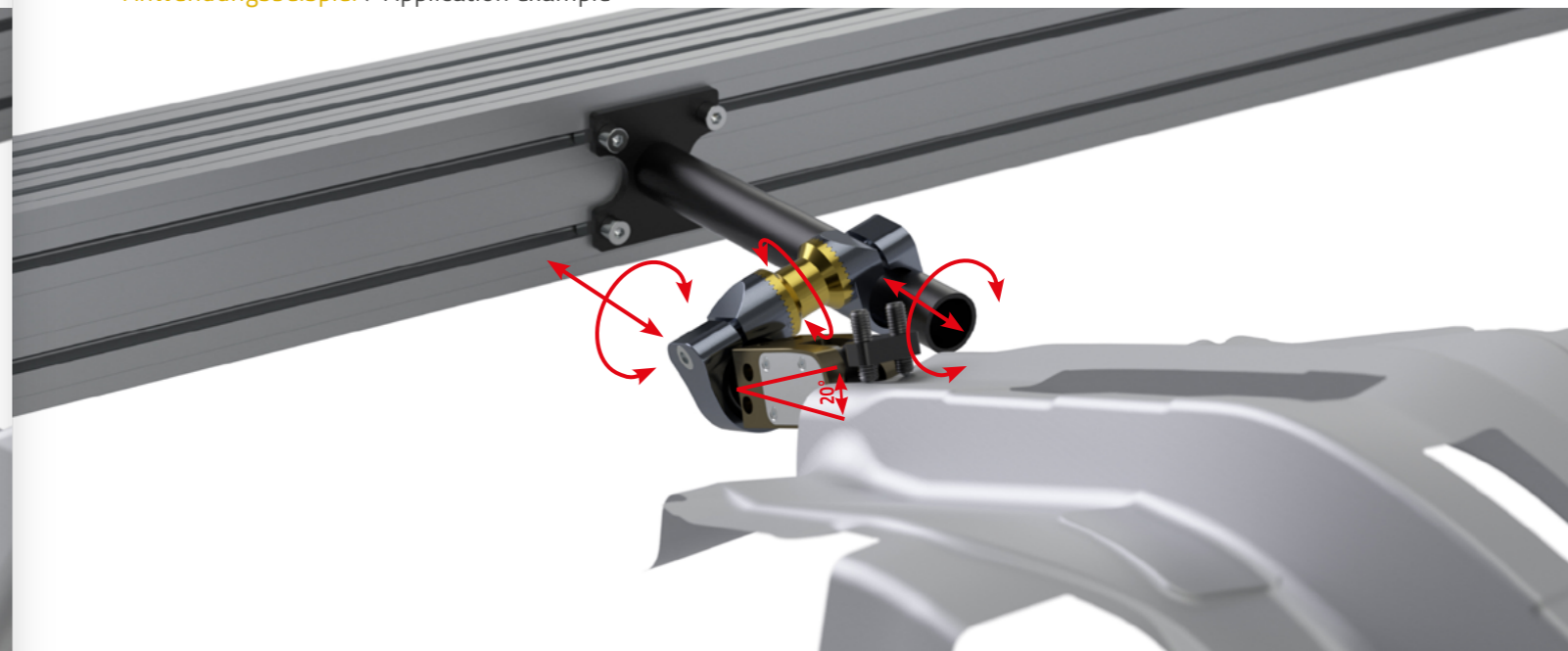


Bestellbeispiel
Ordering example

DM	30	P	50	DMS	30
gezahnte geschlossene Klemme	Ø Durchmesser Klemme	einteilige gezahnte Verlängerung	Länge der Verlängerung	gezahnte Klemme mit Kugelbuchse	Ø Durchmesser Klemme
fixed gear bracket	Ø bracket's diameter	integral extension	extension's length L	fixed gear bracket with swivelling steel ball	Ø bracket's diameter



Anwendungsbeispiel / Application example



Bestellbeispiel
Ordering example

DM

30

B

110

DMS

30

gezahnte geschlossene Klemme

Ø Durchmesser Klemme

Verlängerung mit beidseitigem gezahntem Anschluss

Länge der Verlängerung

gezahnte geschlossene Klemme mit Kugelbuchse

Ø Durchmesser Klemme

fixed male gear bracket

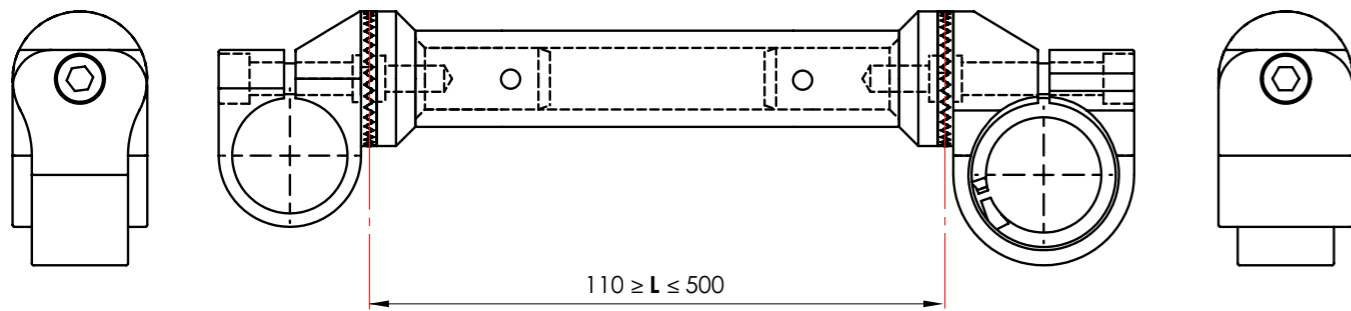
Ø bracket's diameter

bilateral extension

extension's length L

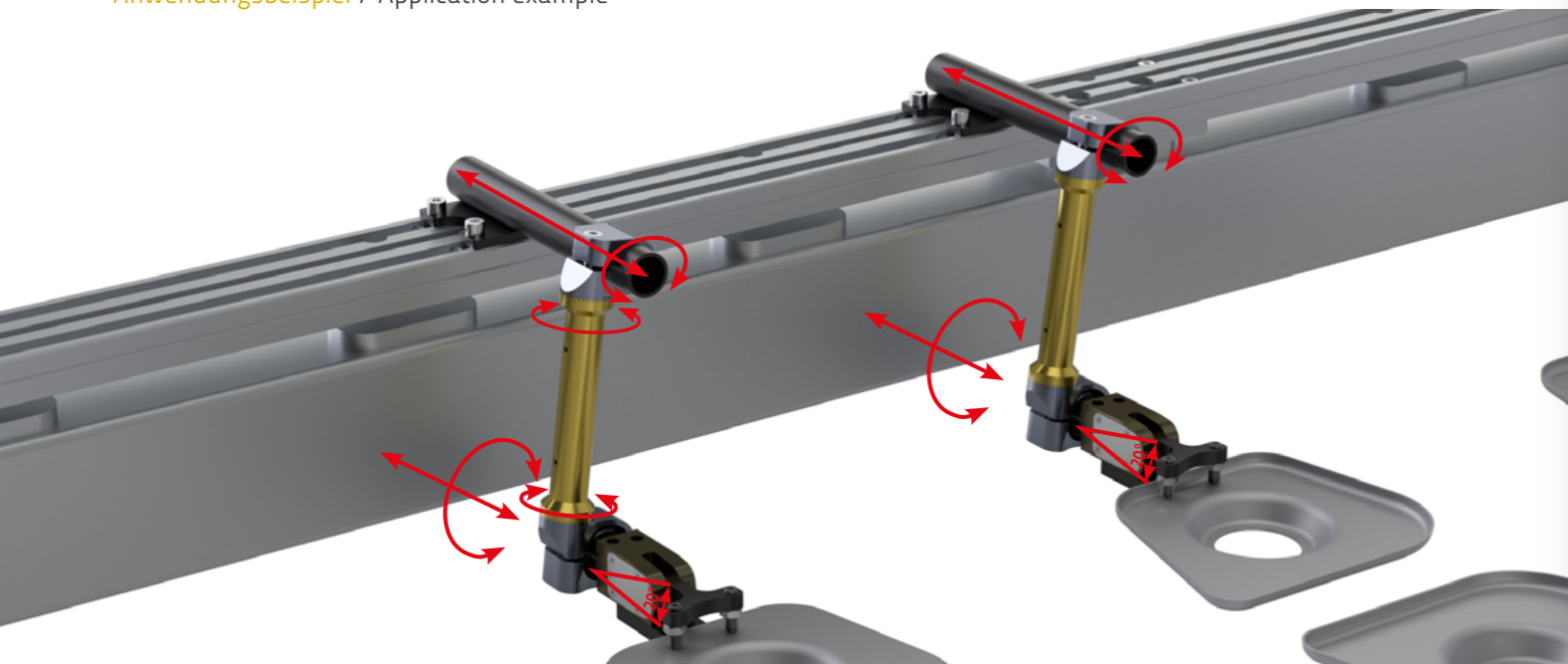
fixed male gear bracket with swivelling steel ball

Ø bracket's diameter



Hauptachse / Primary axis

Anwendungsbeispiel / Application example



Bestellbeispiel
Ordering example

U

75

DM

25

Verlängerung mit einseitigem gezahntem Anschluss

Länge der Verlängerung

gezahnte geschlossene Klemme

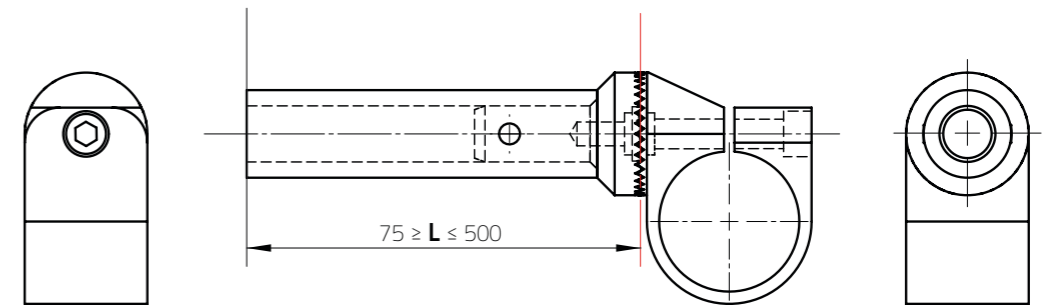

Ø Durchmesser Klemme

unilateral extension

extension's length L

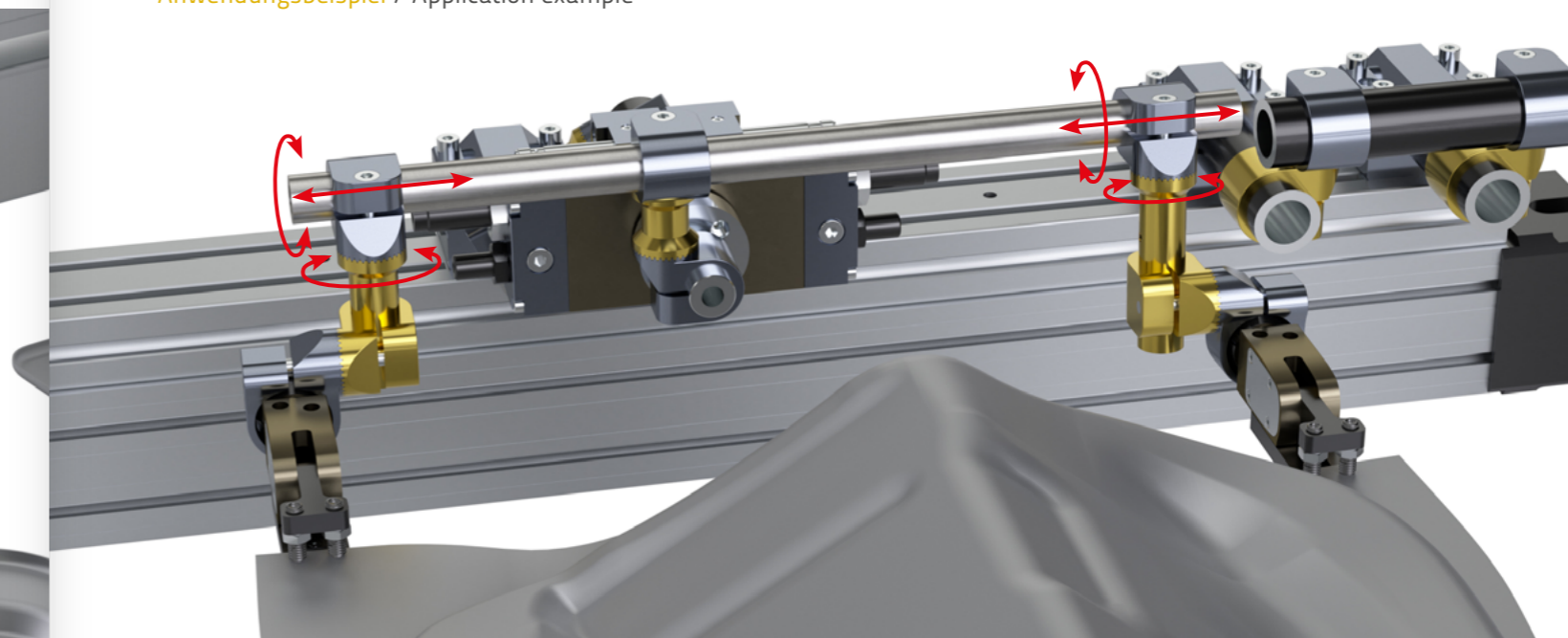
fixed gear bracket

Ø bracket's diameter



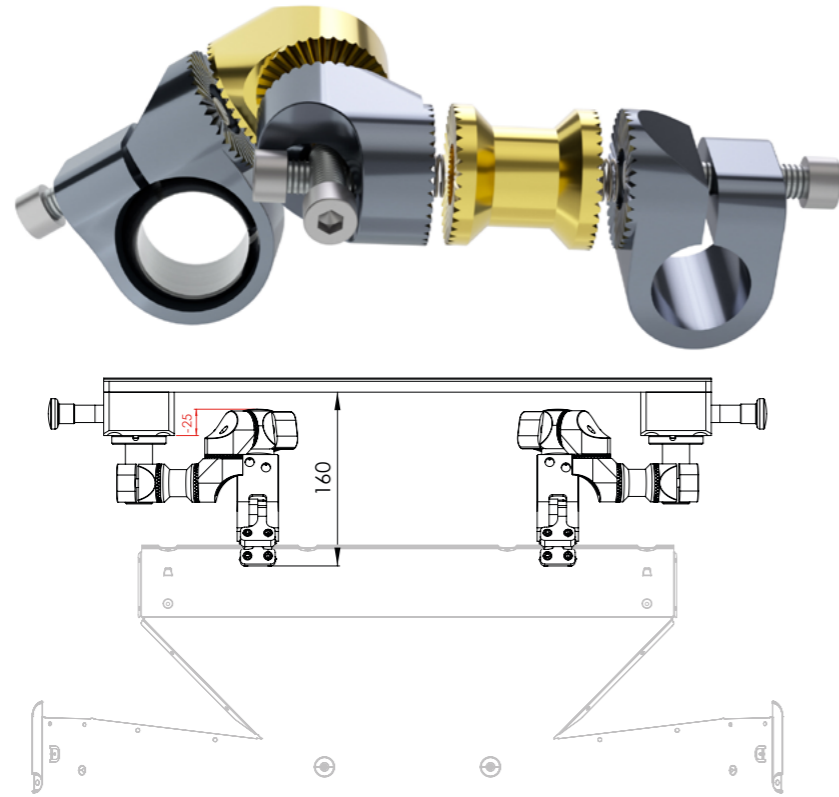
Hauptachse / Primary axis

Anwendungsbeispiel / Application example

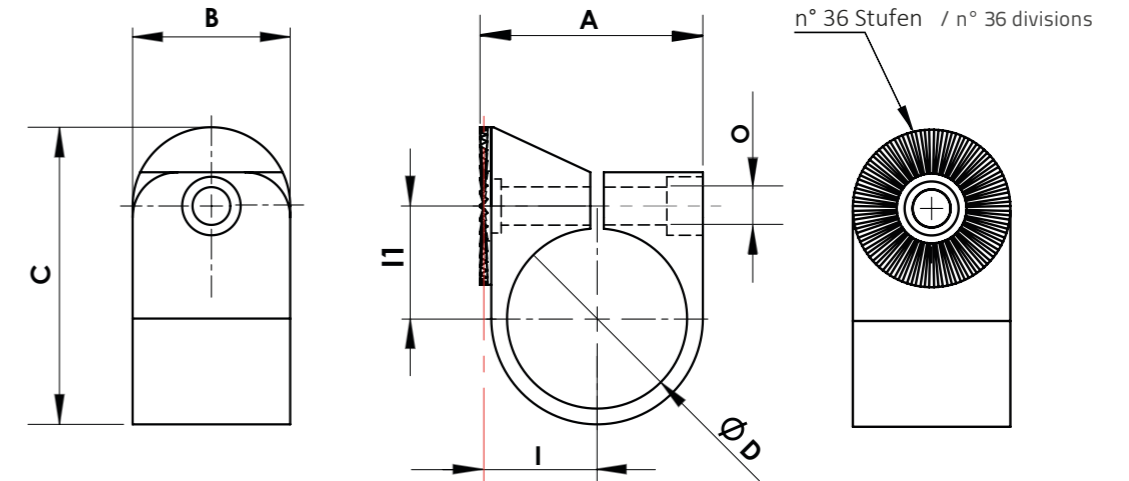

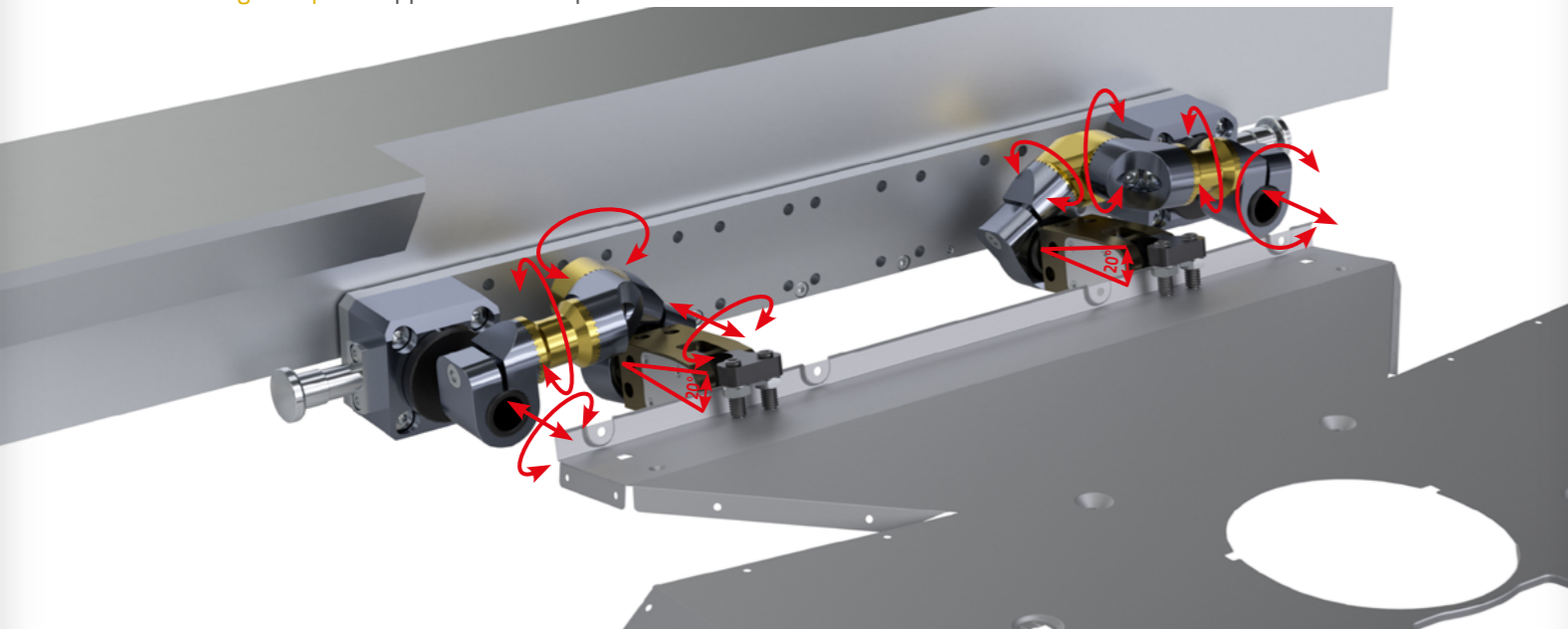


Bestellbeispiel / Ordering example

DMS	30	RF	RM	P	50	DM	25
gezahnte geschlossene Klemme mit Kugelbuchse fixed gear bracket	Ø Durchmesser Klemme Ø bracket's diameter	Eckstück 90° 'weiblich' 90° female angle drive	Eckstück 90° 'männlich' 90° male angle drive	einteilige gezahnte Verlängerung integral extension	Länge der Verlängerung extension's length L	gezahnte geschlossene Klemme fixed gear bracket	Ø Durchmesser Klemme Ø bracket's diameter



Anwendungsbeispiel / Application example

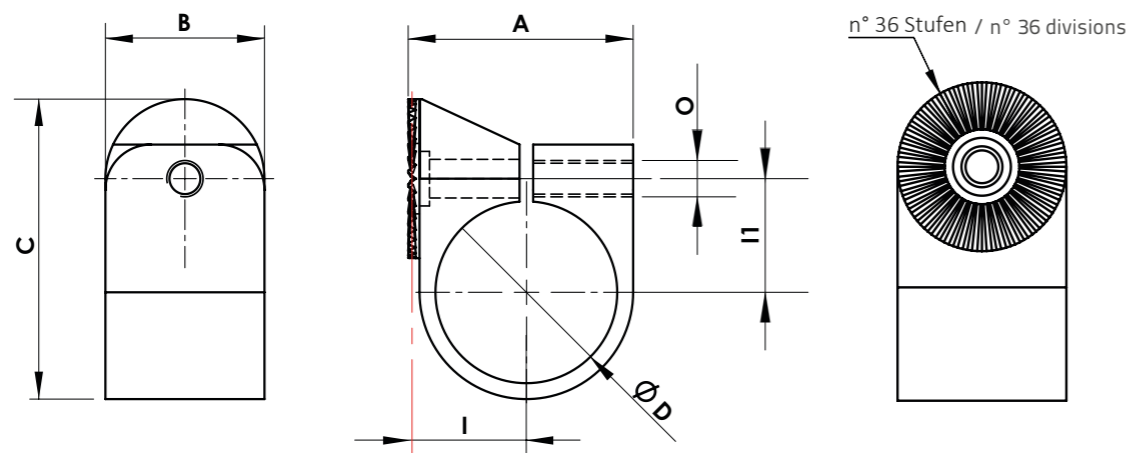



Material: Aluminium 6082
Behandlung: metallgrau eloxiert
Schrauben: ausgeschlossen
 Spitze den Druckfeder Kode **D12000** separat bestellen

Material: Aluminium 6082
Treatment: Gunmetal anodizing
Bolts: excluded
 Spring's Code **D12000:** to be ordered separately

Hauptachse / Primary axis

CODE	A	B	C	ØD	I	I1	O	Gewicht / Weight (kg)	Bemerkungen / Note
DM25	39,5	35	56	25	21	20	8,5	0,100	
DM28	39,5	35	56	28	21	20	8,5	0,090	
DM30	39,5	35	56	30	21	20	8,5	0,080	
DM40	49,5	35	66	40	25,5	25	8,5	0,105	

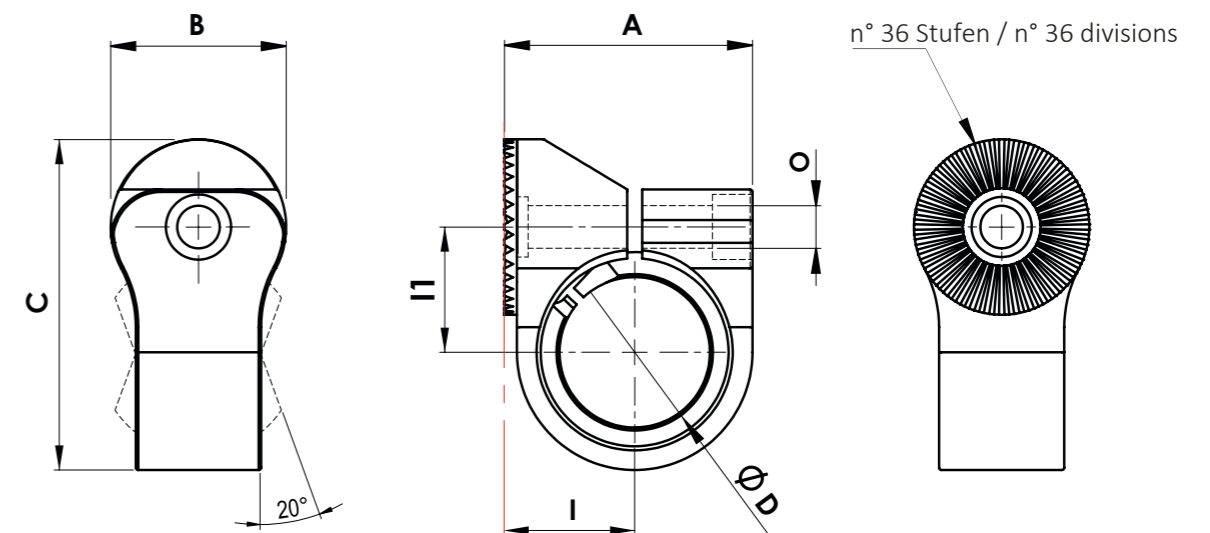


Material: Aluminium 6082
Behandlung: gold eloxiert
Schrauben: ausgeschlossen
 Bitte den Druckfeder Kode **D12000** separat bestellen

Material: Aluminium 6082
Treatment: Gold anodizing
Bolts: excluded
 Spring's Code **D12000:** to be ordered separately

Hauptachse / Primary axis

CODE	A	B	C	ØD	I	I1	O	Gewicht / Weight (kg)	Bemerkungen / Note
DF25	39,5	35	56	25	21	20	M8	0,100	
DF28	39,5	35	56	28	21	20	M8	0,090	
DF30	39,5	35	56	30	21	20	M8	0,080	
DF40	49,5	35	66	40	25,5	25	M8	0,105	

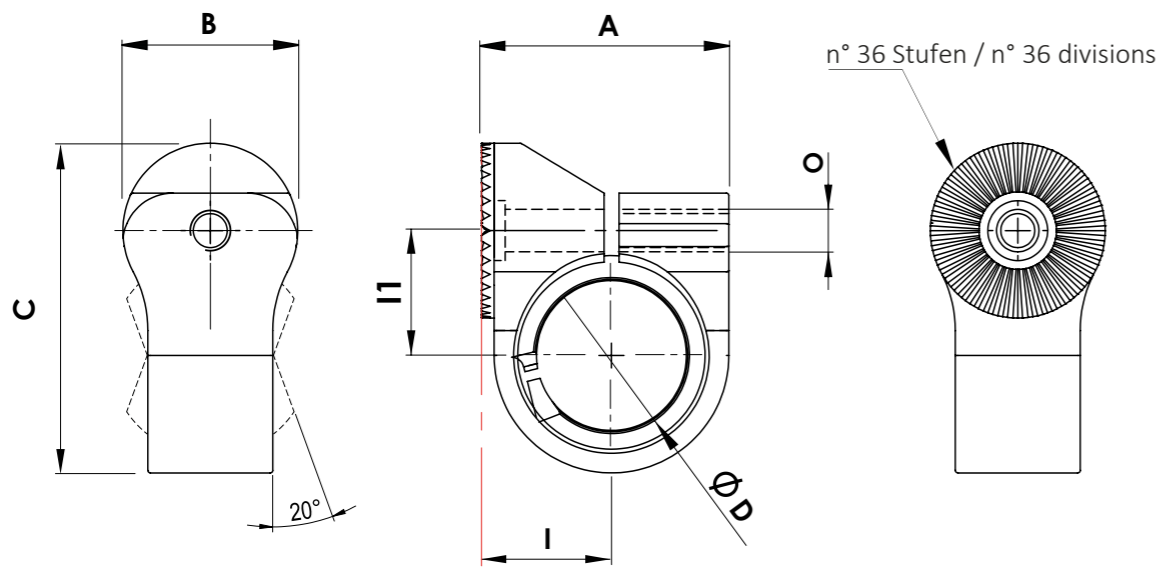


Material: Aluminium 6082 & behandelter Stahl
Behandlung: metallgrau eloxiert und Brünierung
Schrauben: ausgeschlossen
 Bitte den Druckfeder Kode **D12000** separat bestellen

Material: Aluminium 6082 & treated Steel
Treatment: Gunmetal anodizing and burnishing
Bolts: excluded
 Spring's Code **D12000:** to be ordered separately

Hauptachse / Primary axis

CODE	A	B	C	ØD	I	I1	O	Gewicht / Weight (kg)	Bemerkungen / Note
DMS30	49,5	35	66	30	25,5	25	8,5	0,16	
DMS28	49,5	35	66	28	25,5	25	8,5	0,17	

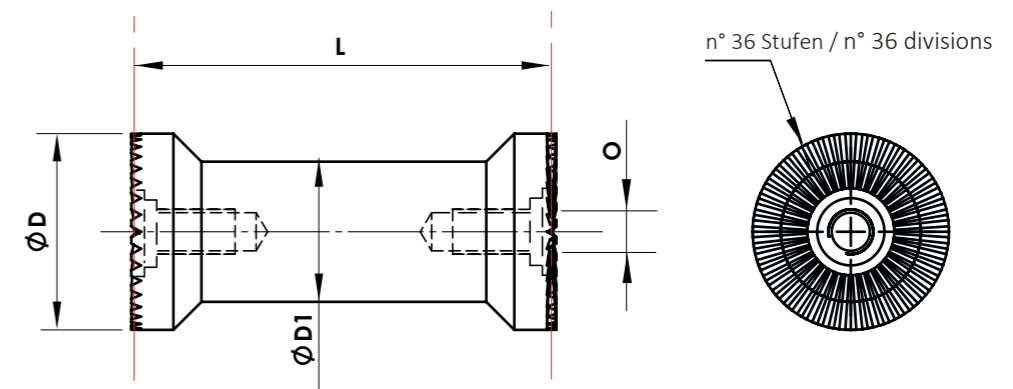



Material: Aluminium 6082 & behandelter Stahl
Behandlung: gold eloxiert und Brünierung
Schrauben: ausgeschlossen
 Bitte den Druckfeder Kode **D12000** separat bestellen

Material: Aluminium 6082 & treated Steel
Treatment: Gold anodizing & Burnishing
Bolts: excluded
 Spring's Code **D12000:** to be ordered separately

Hauptachse / Primary axis

CODE	A	B	C	ØD	I	I1	O	Gewicht / Weight (kg)	Bemerkungen / Note
DFS30	49,5	35	66	30	25,5	25	M8	0,16	
DFS28	49,5	35	66	28	25,5	25	M8	0,17	

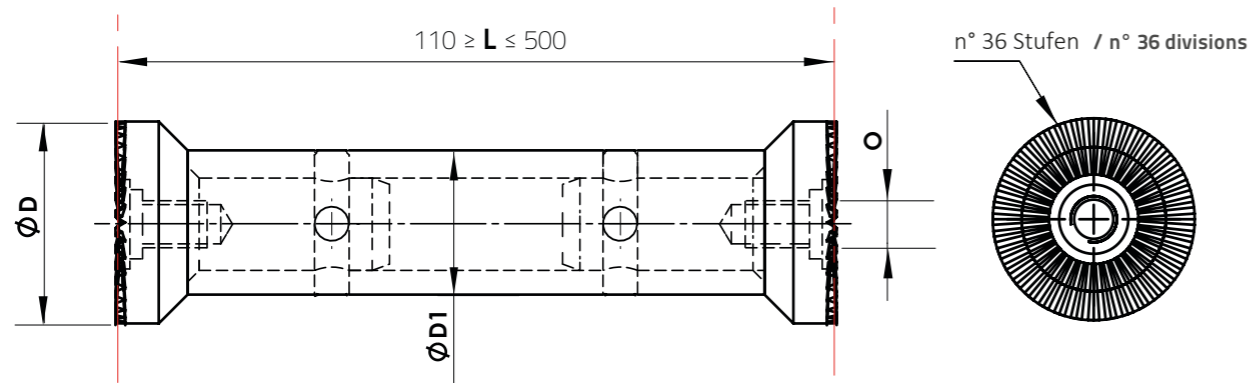


Material: Aluminium 6082
Behandlung: gold eloxiert
Schrauben: ausgeschlossen
 Bitte den Druckfeder Kode **D12000** separat bestellen

Material: Aluminium 6082
Treatment: Gold anodizing
Bolts: excluded
 Spring's Code **D12000:** to be ordered separately

Hauptachse / Primary axis

CODE	ØD	ØD1	L	O	Gewicht / Weight (kg)	Bemerkungen / Note
P50	35	25	50	M8	0,085	
P75	35	25	75	M8	0,110	
P100	35	25	100	M8	0,140	

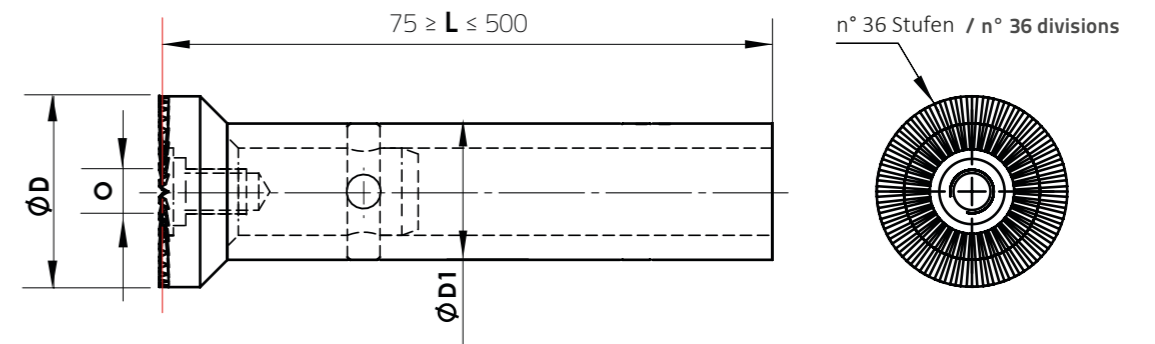


Material: Aluminium 6082
Behandlung: gold eloxiert
Schrauben: ausgeschlossen
 Bitte den Druckfeder Kode **D12000** separat bestellen

Material: Aluminium 6082
Treatment: Gold anodizing
Bolts: excluded
 Spring's Code **D12000:** to be ordered separately

Hauptachse / Primary axis

CODE	$\varnothing D$	$\varnothing D1$	L	O	Gewicht / Weight (kg)	Bemerkungen / Note
B110	35	25	110	M8	0,180	Länge auf Anfrage - Gewicht variabel gem. L L upon request - Variable weight according to L
B500	35	25	500	M8	0,530	

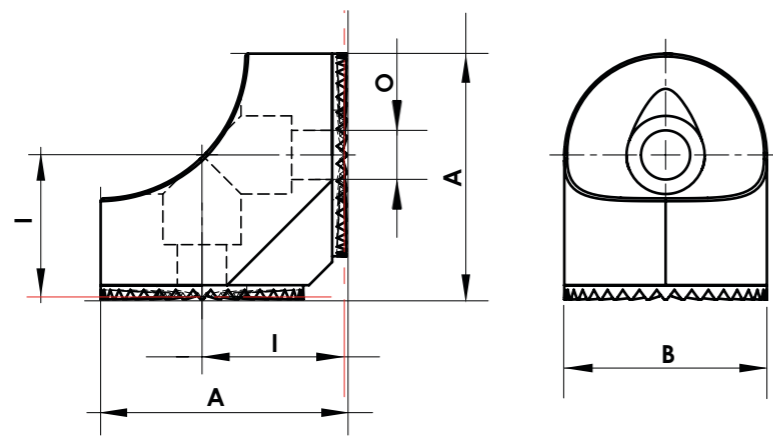


Material: Aluminium 6082
Behandlung: gold eloxiert
Schrauben: ausgeschlossen
 Bitte den Druckfeder Kode **D12000** separat bestellen

Material: Aluminium 6082
Treatment: Gold anodizing
Bolts: excluded
 Spring's Code **D12000:** to be ordered separately

Hauptachse / Primary axis

CODE	$\varnothing D$	$\varnothing D1$	L	O	Gewicht / Weight (kg)	Bemerkungen / Note
U75	35	25	75	M8	0,110	Länge auf Anfrage - Gewicht variabel gem. L L upon request - Variable weight according to L
U500	35	25	500	M8	0,490	

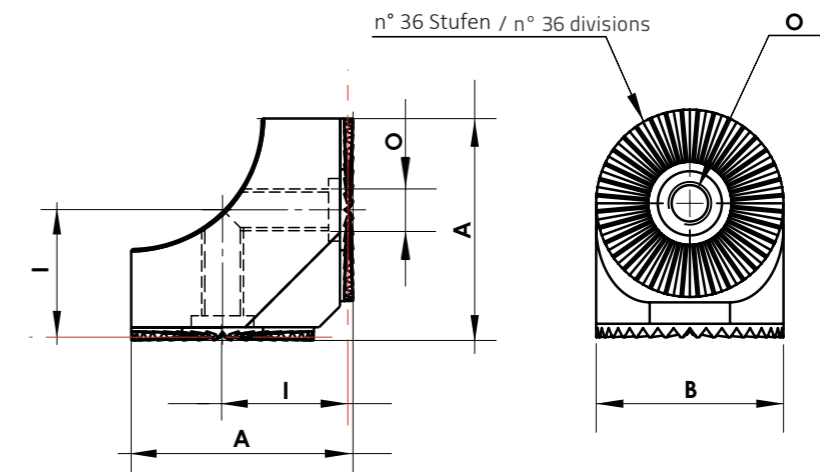



Material: Aluminium 6082
Behandlung: metallgrau eloxiert
Schrauben: ausgeschlossen
Bitte den Druckfeder Kode **D12000** separat bestellen

Material: Aluminium 6082
Treatment: Gunmetal anodizing
Bolts: excluded
Spring's Code **D12000:** to be ordered separately

Hauptachse / Primary axis

CODE	A	B	I	O	Gewicht / Weight (kg)	Bemerkungen / Note
RM	42,5	35	24,5	8,5	0,90	

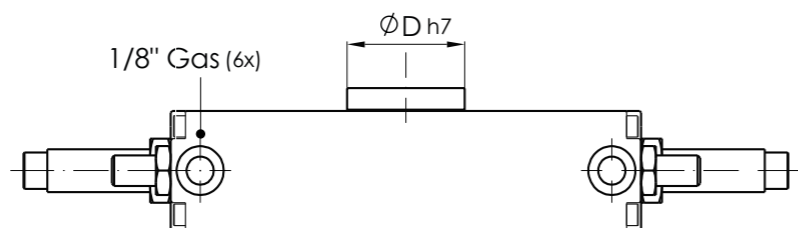
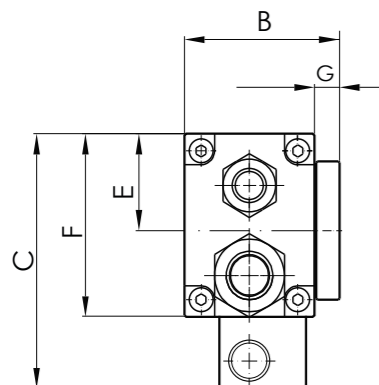
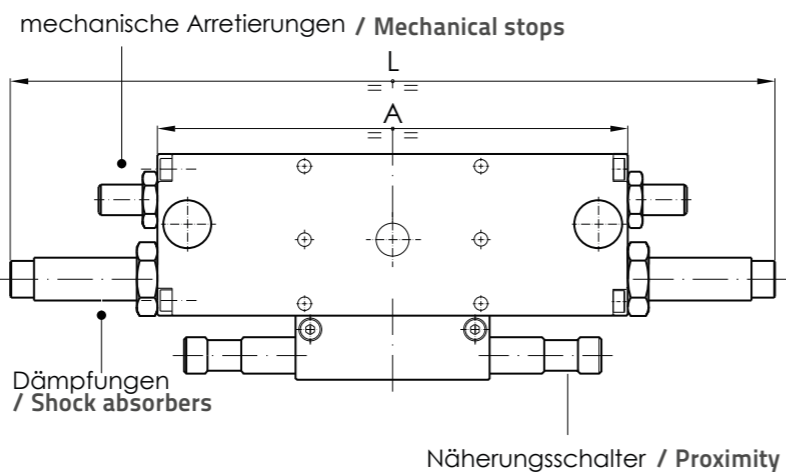



Material: Aluminium 6082
Behandlung: gold eloxiert
Schrauben: ausgeschlossen
Bitte den Druckfeder Kode **D12000** separat bestellen

Material: Aluminium 6082
Treatment: Gold anodizing
Bolts: excluded
Spring's Code **D12000:** to be ordered separately

Hauptachse / Primary axis

CODE	A	B	I	O	Gewicht / Weight (kg)	Bemerkungen / Note
RF	42,5	35	24,5	M8	0,095	

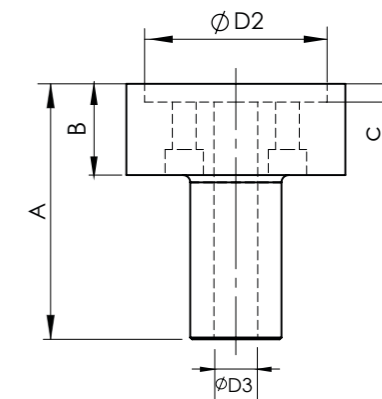
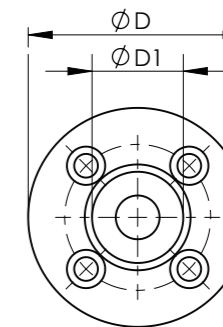




Material: Körper - Aluminium 6082 & Antrieb - nitrierter Stahl
Behandlung: Hartanodisieren 50 µm
Schrauben: enthalten

Material: Body - Aluminium 6082 & Transmission - Nitrified Steel
Treatment: Hard anodizing 50 µm
Bolts: Included

CODE	A	B	C	ØD	E	F	G	L (min)	L (max)	Gewicht / Weight (kg)	Bemerkungen / Note
URS22-180	160	46,5	74	40	28	53	7,5	250	280	1,4	
URS32-180	191	57	90	50	38	69	8	260	300	2	

Anwendungsbeispiel / Application example




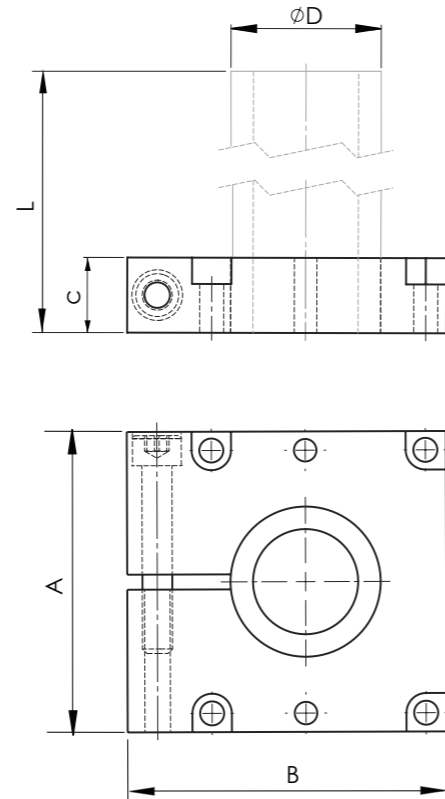

Material: Aluminium 6082
Behandlung: metallgrau eloxiert
Schrauben: enthalten

Material: Aluminium 6082
Treatment: Gunmetal anodizing
Bolts: included

CODE	A	B	C	ØD	ØD1	ØD2	ØD3	Gewicht / Weight (kg)	Bemerkungen / Note
UNURS22-25M	70	20	5	50	25	40	12	0,12	
UNURS32-25M	70	20	5	60	25	50	12	0,16	
UNURS32-40M	70	20	5	60	40	50	12	0,25	

Anwendungsbeispiel / Application example



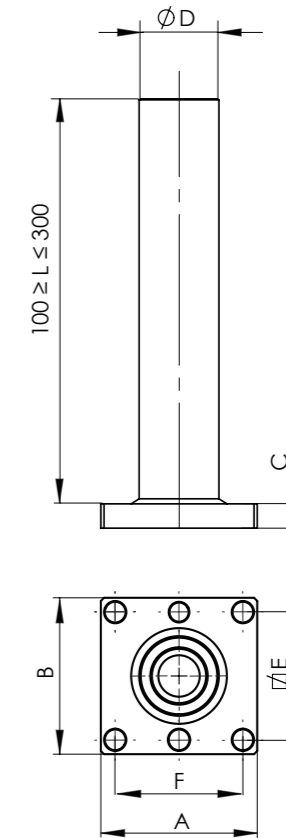




Material: Aluminium 6082
Behandlung: metallgrau eloxiert
Schrauben: enthalten

Material: Aluminium 6082
Treatment: Gunmetal anodizing
Bolts: included

CODE	A	B	C	ØD	L	Gewicht min. / Weight Min. (kg)	Bemerkungen / Note
PURS22-25M	70	70	20	25	gemäß Rohre Anfrage / according to the requested tube	0,22	bitte die Rohre separat bestellen. Siehe Seite 36 / please order the tubes separately. See page 36
PURS32-40M	80	85	20	40		0,27	
PURS32-30M	80	85	20	30		0,29	

Anwendungsbeispiel / Application example




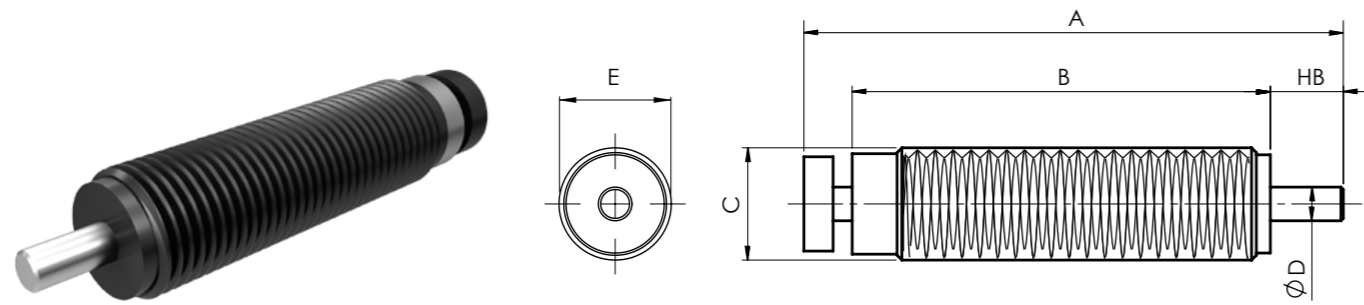
Material: Aluminium 6082
Schrauben: enthalten

Material: Aluminium 6082
Bolts: included

CODE	A	B	C	ØD	E	F	Gewicht min. / Weight Min. (kg)	Bemerkungen / Note
PURS22-PAT25	50	39	10	25	30	40	0,20	an Oberseite des Antriebs / on the turning unit's upper side
PURS32-PAT25	49	49	12	25	40	40	0,25	

Anwendungsbeispiel / Application example







Material: Stahl
Behandlung: brüniertes Körper & gehärtete Edelstahlkolbenstange
Material: Steel
Treatment: Burnished body & Hardened stainless steel rod

	Hub / Stroke	Energieabsorber / Energy absorber		Wirksame Masse / Effective mass
		Dauerlast / Permanent load		
		mm	Nm / HB (max.)	
SADEC-14	14	30	50.000	1,6 - 1500
SADEC-20	13	65	52.000	6 - 3250

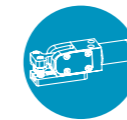
CODE	A	B	C	ØD	E	HB	Gewicht / Weight (kg)	Bemerkungen / Note
SADEC-14	97	83	M14X1,5	4	13	14	0,065	
SADEC-20	95	81	M20x1,5	6	18	13	0,130	

Anwendungsbeispiel / Application example

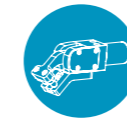


Klemmgreifer

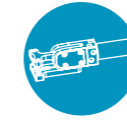
Pneumatic Clamps



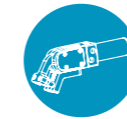
SA25IC - Kompakt-Klemmgreifer / Pneumatic Miniclamps **pag. 80**



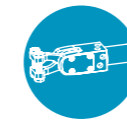
SA25IC_{xx30°/45°/60°/90°} - Kompakt-Abgewinkelt-Klemmgreifer /
Pneumatic Miniclamps with the fixed jaws at an angle **pag. 86**



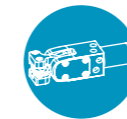
SA25IL - Klemmgreifer / Pneumatic Clamps **pag. 96**



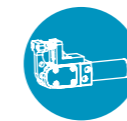
SA25IL_{xx30°/45/60°/90°} - Abgewinkelt-Klemmgreifer /
Pneumatic Clamps with the fixed jaws at an angle **pag. 102**



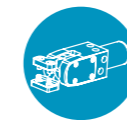
SA25CC - Kompakt-Klemmgreifer / Pneumatic Miniclamps **pag. 112**



SA25CT - Kompakt-Klemmgreifer / Pneumatic Miniclamps **pag. 118**



SA25LL - Klemmgreifer / Pneumatic Clamps **pag. 124**



SA25_{xxx x- Speziell} - Klemmgreifer / Special Pneumatic Clamps **pag. 128**



PSN - Parallel -Klemmgreifer / Parallel Pneumatic Clamps **pag.132**



PAL - Schaufeln / Shovels **pag. 136**

Speziell konstruiert für Transfersysteme

/ Specifically studied and manufactured for Transfer Systems



Messbar: die hohen Leistungsmerkmale sind messbar

/ Measurable: its high performances are measurable



Aktuell und realisierbar - In der Lage die erforderlichen Ziele zu erreichen

/ Achievable - able to reach the required goals



Rentabel mehr als 15 Jahre Know-how geprüft und bestätigt

/ Tested and uphold by over 15 years of expertise




Treffericher: Zeitplan für 12 Millionen Zyklen getestet


/ Time oriented: tested on 12 million cycles

SA25IC


SA25IC1524PAS1




SA25IC3224PAS1




SA25IC5524PAS1




SA25IC1539PAS1




SA25IC3239PAS1



SA25IC5539PAS1



SA25IC15K30PAS1



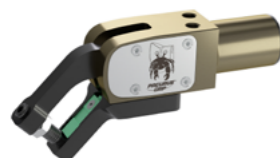
SA25IC32K30PAS1




SA25IC32K45PAS1




SA25IC15K45PAS1




SA25IC32K60PAS1



SA25IC15K60PAS1




SA25IC32K90PAS2




Öffnungswinkel: 24°
Opening angle: 24°

SA25IL


SA25IL1524PAS1




SA25IL3224PAS1




SA25IL5524PAS1




SA25IL1539PAS1



SA25IL3239PAS1



SA25IL5539PAS1



SA25IL15K30PAS1



SA25IL32K30PAS1



SA25IL15K45PAS1



SA25IL32K45PAS1



SA25IL15K60PAS1



SA25IL32K60PAS1



SA25IL15K90PBS2



SA25IL32K90PAS2



Öffnungswinkel:
45° / 90°
Opening angle:
45° / 90°

Speziell konstruiert für Transfersysteme

/ Specifically studied and manufactured for Transfer Systems



Messbar: die hohen Leistungsmerkmale sind messbar

/ Measurable: its high performances are measurable



Aktuell und realisierbar - In der Lage die erforderlichen Ziele zu erreichen

/ Achievable - able to reach the required goals



Rentabel mehr als 15 Jahre Know-how geprüft und bestätigt

/ Tested and uphold by over 15 years of expertise




Treffericher: Zeitplan für 12 Millionen Zyklen getestet

/ Time oriented: tested on 12 million cycles

SA25CC

SA25CC1625PBS0



SA25CC3225PBS0



SA25CC5525PBS0



SA25CC1640PBS0



SA25CC3240PBS0




SA25CC5540PBS0




Symmetrische Öffnungswinkel: 25°
Symmetrical opening angles: 25°

SA25LL

SA25LL1638PAS1



SA25LL3238PAS1



Öffnungswinkel: 45° / 90°
Opening angle: 45° / 90°

SA25CT

SA25CT1625PAS0



SA25CT3225PAS2



SA25CT5525PAS2



SA25CT1640PAS0



SA25CT3240PAS1



SA25CT5540PAS1



Asymmetrische Öffnungswinkel: 25°+11°
Asymmetrical opening angles: 25°+11°

SA25xxA / SA25xxB

SA25CT3225A



SA25IL3239xxB




Speziell-Klemmgreifer: SA25IC/IL/CC/CT/LL
Custom Pneumatic Clamps: SA25IC/IL/CC/CT/LL

Bestellbeispiel / Ordering example


SA	25	IC	15	24	PA	S1
SAMECs Klemmgreifer SAMEC's pneumatic clamp	Durchmesser Bore Ø 25 mm	Spannerart Clamp's type	32	39	PB	S2
			55	maximale Blechtiefe maximum depth for sheet metal gripping	PC	S3
PA →		Breite beweglicher Finger Mobile Finger's width			P...	S4
					Spannstiftart siehe Seite 162 Screw tip's type see page 162	Teile-Erkennungssensor siehe Seite 183 Part presence sensor's type see page 183
						S0
						ohne Sensor without part presence sensor

Anwendungsbeispiel / Application example




SA25IC


SA25IC1524PAS1




SA25IC3224PAS1




SA25IC5524PAS1




SA25IC1539PAS1




SA25IC3239PAS1

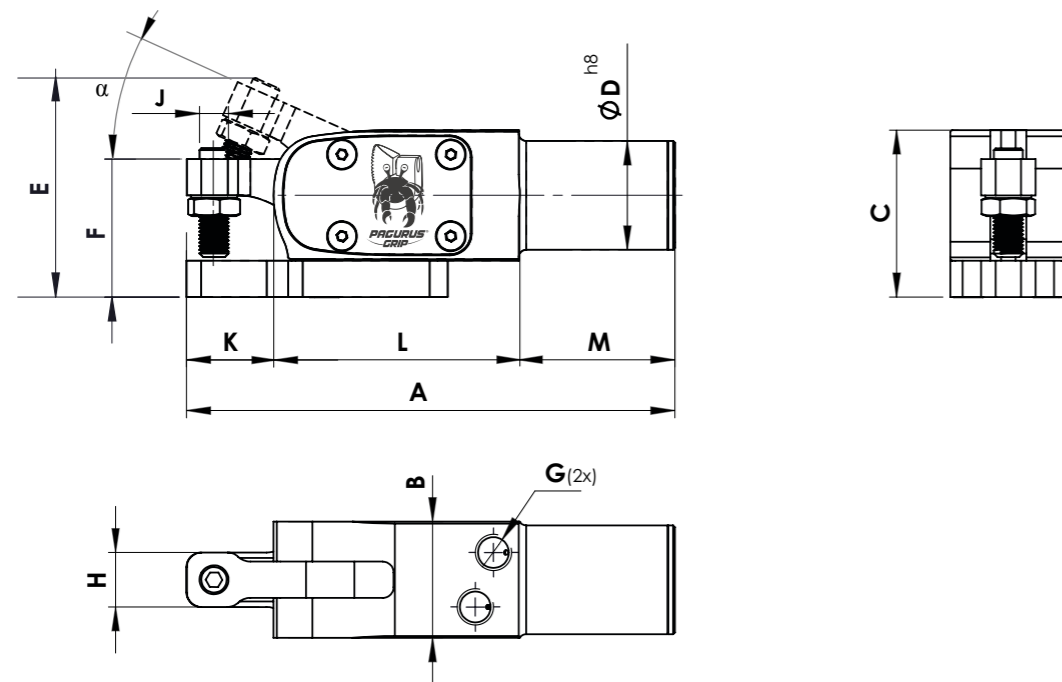


SA25IC5539PAS1





Spannerart / Type	SA25IC1524	SA25IC1539
Durchmesser / Bore	25	25
Klemmkraft (6 bar) / Clamping force	160 daN	120 daN
Öffnungswinkel α / Opening angle α	24°	24°
Luftverbrauch pro Doppelhub (6 bar) / Air consumption per cycle (6 bar)	12,6 cm ³	12,6 cm ³
Gewicht / Weight (kg)	0,48	0,51



Material: Ergal 7075 & Stahl
Behandlung: hartanodisiert und brüniert
Schrauben: enthalten


Material: Ergal 7075 & Steel
Treatment: Hard anodizing & Burnishing
Bolts: Included

CODE*	A	B	C	ØD	E	F	G	H	I	J	K	L	M	N
SA25IC1524PAS1	134,5	32	46	30	60	38	1/8 G	15	...	M8	24	67,5	43	...
SA25IC1539PAS1	149,5	32	46	30	66	38	1/8 G	15	...	M8	39	67,5	43	...

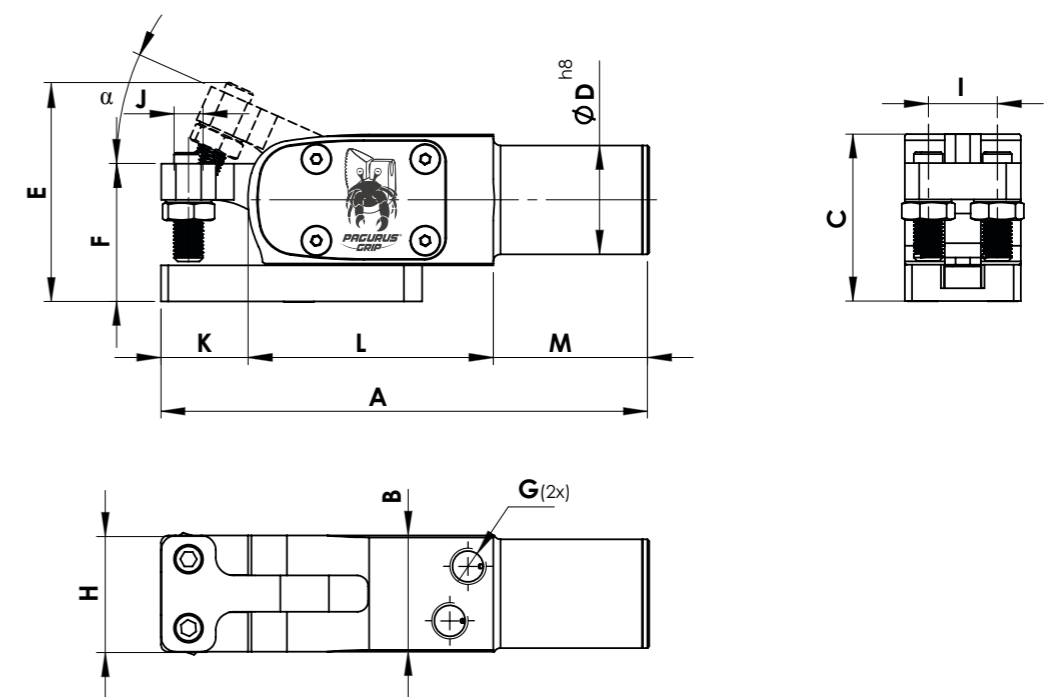
*Zubehör/Konfigurationen
 For different accessories

siehe maß ab Seite 162
 see more at page 162

siehe maß ab Seite 183
 see more at page 183



Spannerart / Type	SA25IC3224	SA25IC3239
Durchmesser / Bore	25	25
Klemmkraft (6 bar) / Clamping force	160 daN	120 daN
Öffnungswinkel α / Opening angle α	24°	24°
Luftverbrauch pro Doppelhub (6 bar) / Air consumption per cycle (6 bar)	12,6 cm ³	12,6 cm ³
Gewicht / Weight (kg)	0,54	0,59



Material: Ergal 7075 & Stahl
Behandlung: hartanodisiert und brüniert
Schrauben: enthalten

Material: Ergal 7075 & Steel
Treatment: Hard anodizing & Burnishing
Bolts: Included

CODE*	A	B	C	ØD	E	F	G	H	I	J	K	L	M	N
SA25IC3224PAS1	134,5	32	46	30	60	38	1/8 G	32	19	M8	24	67,5	43	...
SA25IC3239PAS1	149,5	32	46	30	66	38	1/8 G	32	19	M8	39	67,5	43	...

*Zubehör/Konfigurationen
 For different accessories


siehe maß ab Seite 162
 see more at page 162

siehe maß ab Seite 183
 see more at page 183

Bestellinformationen / Ordering informations
SA25IC - Kompakt-Klemmgreifer / Pneumatic Miniclamp

Bestellbeispiel / Ordering example


SA	25	IC	15	K	30	PA	S1
SAMECs Klemmgreifer SAMEC's pneumatic clamp	Durchmesser Bore Ø 25 mm	Spannerart Clamp's type	32	maximale Blechtiefe maximum depth for sheet metal gripping	45	PB	S2
			Breite beweglicher Finger Mobile Finger's width		60	PC	S3
					90	P...	S4
				Abgewinkelt Fixed jaw at an angle		Spannstiftart siehe Seite 162 Screw tip's type see page 162	Teile-Erkennungssensor siehe Seite 183 Part presence sensor's type see page 183
							S0
							ohne Sensor without part presence sensor




Anwendungsbeispiel / Application example

SA25ICxx30° / 45° / 60° / 90°


SA25IC15K30PAS1



SA25IC32K30PAS1



SA25IC15K45PAS1




SA25IC32K45PAS1




SA25IC15K60PAS1




SA25IC32K60PAS1

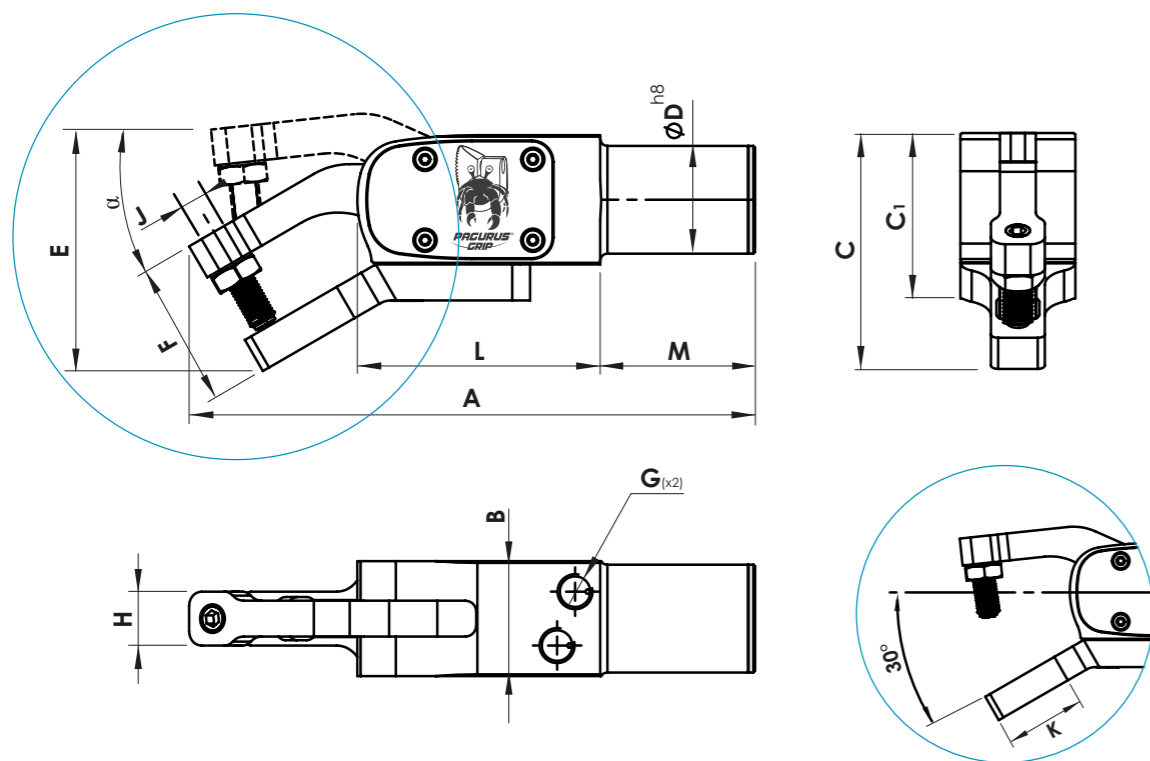


SA25IC32K90PAS2





Spannerart / Type	SA25IC15K30xxxx
Durchmesser / Bore	25
Klemmkraft (6 bar) / Clamping force	127 daN
Öffnungswinkel α / Opening angle α	24°
Abgewinkelt Unterbacke / Jaw's inclination angle	30°
Luftverbrauch pro Doppelhub (6 bar) / Air consumption per cycle (6 bar)	12,6 cm ³
Gewicht / Weight (kg)	0,5



Material: Ergal 7075 & Stahl
Behandlung: hartanodisiert und brüniert
Schrauben: enthalten

Material: Ergal 7075 & Steel
Treatment: Hard anodizing & Burnishing
Bolts: Included

CODE*	A	B	C	C1	ØD	E	F	G	H	I	J	K	L	M	N
SA25IC15K30PAS1	157,5	32	66	46	30	72	30	1/8 G	15	...	M8	29,5	68	43	...

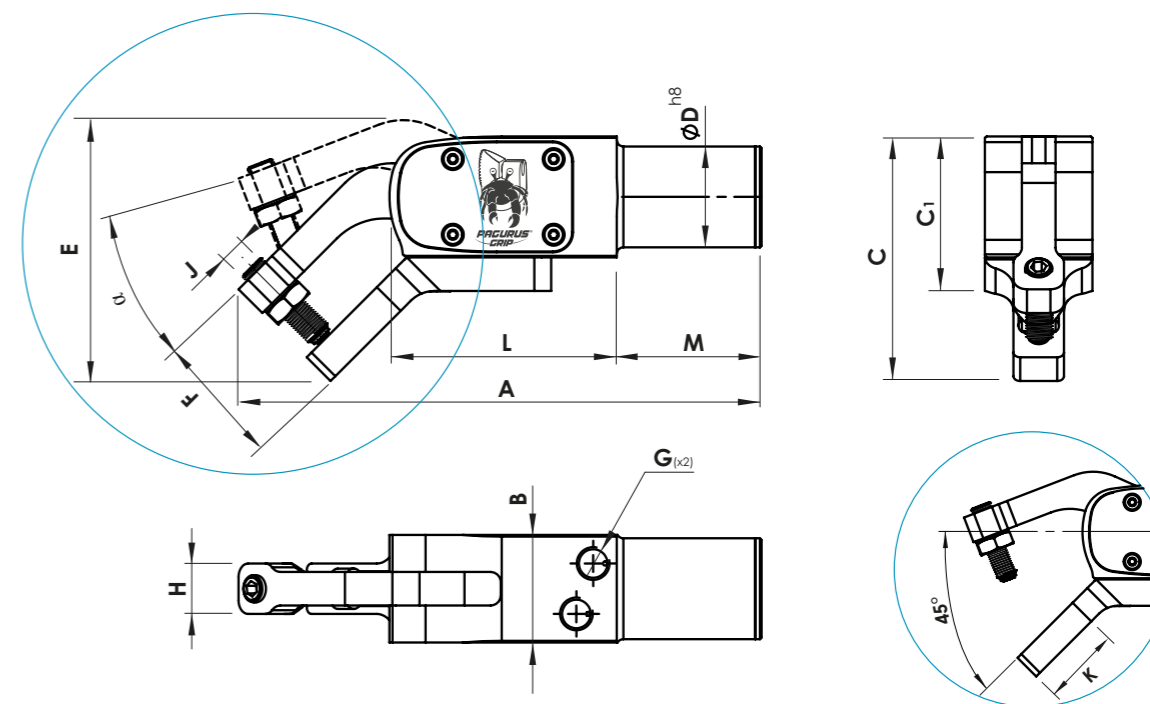
*Zubehör/Konfigurationen
 For different accessories

siehe maß ab Seite 162
 see more at page 162

siehe maß ab Seite 183
 see more at page 183



Spannerart / Type	SA25IC15K45xxxx
Durchmesser / Bore	25
Klemmkraft (6 bar) / Clamping force	128 daN
Öffnungswinkel α / Opening angle α	24°
Abgewinkelt Unterbacke / Jaw's inclination angle	45°
Luftverbrauch pro Doppelhub (6 bar) / Air consumption per cycle (6 bar)	12,6 cm ³
Gewicht / Weight (kg)	0,5



Material: Ergal 7075 & Stahl
Behandlung: hartanodisiert und brüniert
Schrauben: enthalten

Material: Ergal 7075 & Steel
Treatment: Hard anodizing & Burnishing
Bolts: Included

CODE*	A	B	C	C1	ØD	E	F	G	H	I	J	K	L	M	N
SA25IC15K45PAS1	155	32	73	46	30	78	39	1/8 G	15	...	M8	29,5	68	43	...

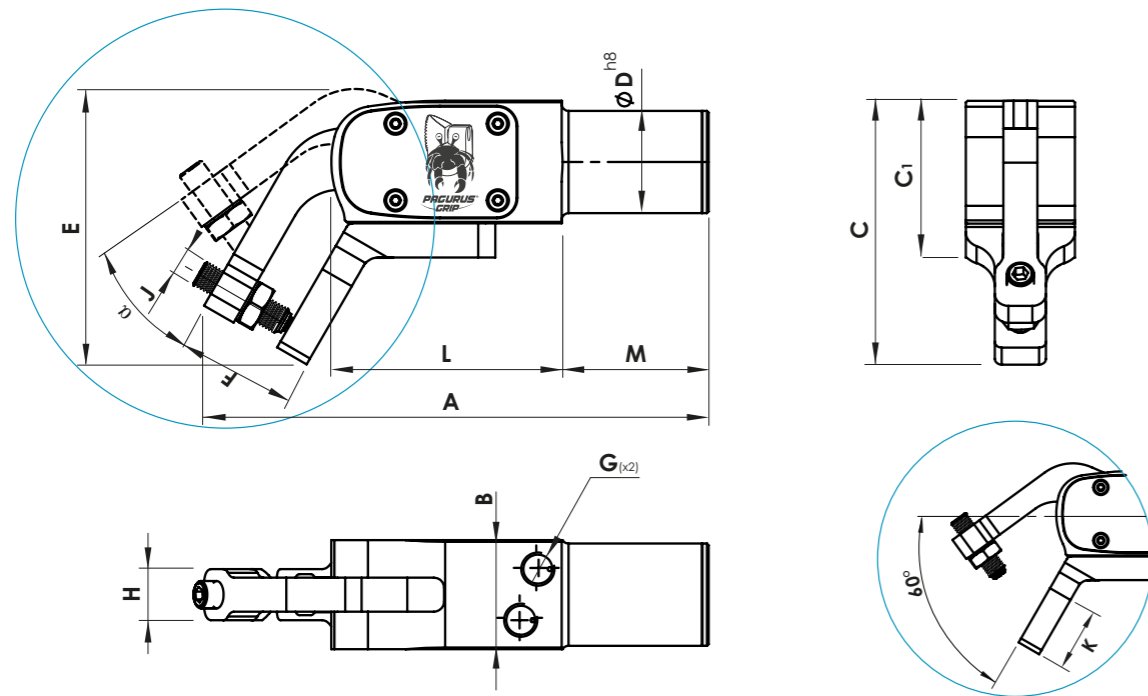
*Zubehör/Konfigurationen
 For different accessories

siehe maß ab Seite 162
 see more at page 162

siehe maß ab Seite 183
 see more at page 183



Spannerart / Type	SA25IC15K60xxxx
Durchmesser / Bore	25
Klemmkraft (6 bar) / Clamping force	129 daN
Öffnungswinkel α / Opening angle α	24°
Abgewinkelt Unterbacke / Jaw's inclination angle	60°
Luftverbrauch pro Doppelhub (6 bar) / Air consumption per cycle (6 bar)	12,6 cm ³
Gewicht / Weight (kg)	0,5



Material: Ergal 7075 & Stahl
Behandlung: hartanodisiert und brüniert
Schrauben: enthalten

Material: Ergal 7075 & Steel
Treatment: Hard anodizing & Burnishing
Bolts: Included

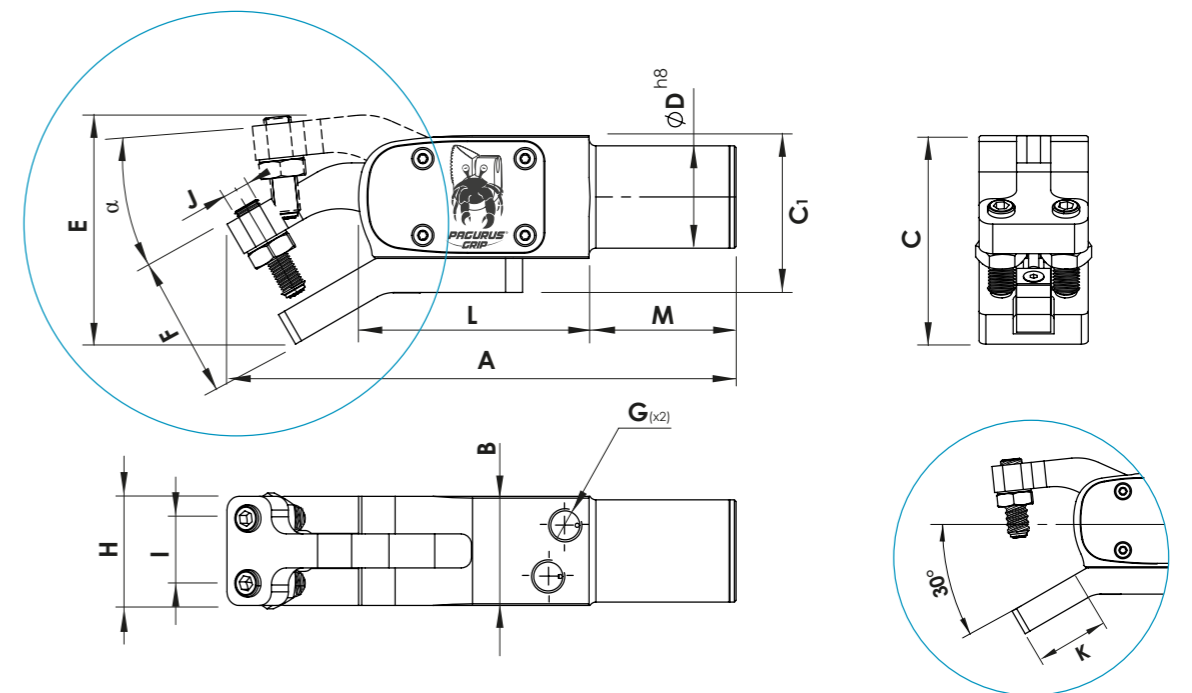

CODE*	A	B	C	C1	ØD	E	F	G	H	I	J	K	L	M	N
SA25IC15K60PAS1	148	32	77	46	30	81	35	1/8 G	15	...	M8	26,5	68	43	...

*Zubehör/Konfigurationen
 For different accessories

siehe maß ab Seite 162
 see more at page 162

siehe maß ab Seite 183
 see more at page 183

Spannerart / Type	SA25IC32K30xxxx
Durchmesser / Bore	25
Klemmkraft (6 bar) / Clamping force	127 daN
Öffnungswinkel α / Opening angle α	24°
Abgewinkelt Unterbacke / Jaw's inclination angle	30°
Luftverbrauch pro Doppelhub (6 bar) / Air consumption per cycle (6 bar)	12,6 cm ³
Gewicht / Weight (kg)	0,5



Material: Ergal 7075 & Stahl
Behandlung: hartanodisiert und brüniert
Schrauben: enthalten


Material: Ergal 7075 & Steel
Treatment: Hard anodizing & Burnishing
Bolts: Included

CODE*	A	B	C	C1	ØD	E	F	G	H	I	J	K	L	M	N
SA25IC32K30PAS1	149	32	61	46	30	67	31	1/8 G	32	19	M8	28	68	43	...

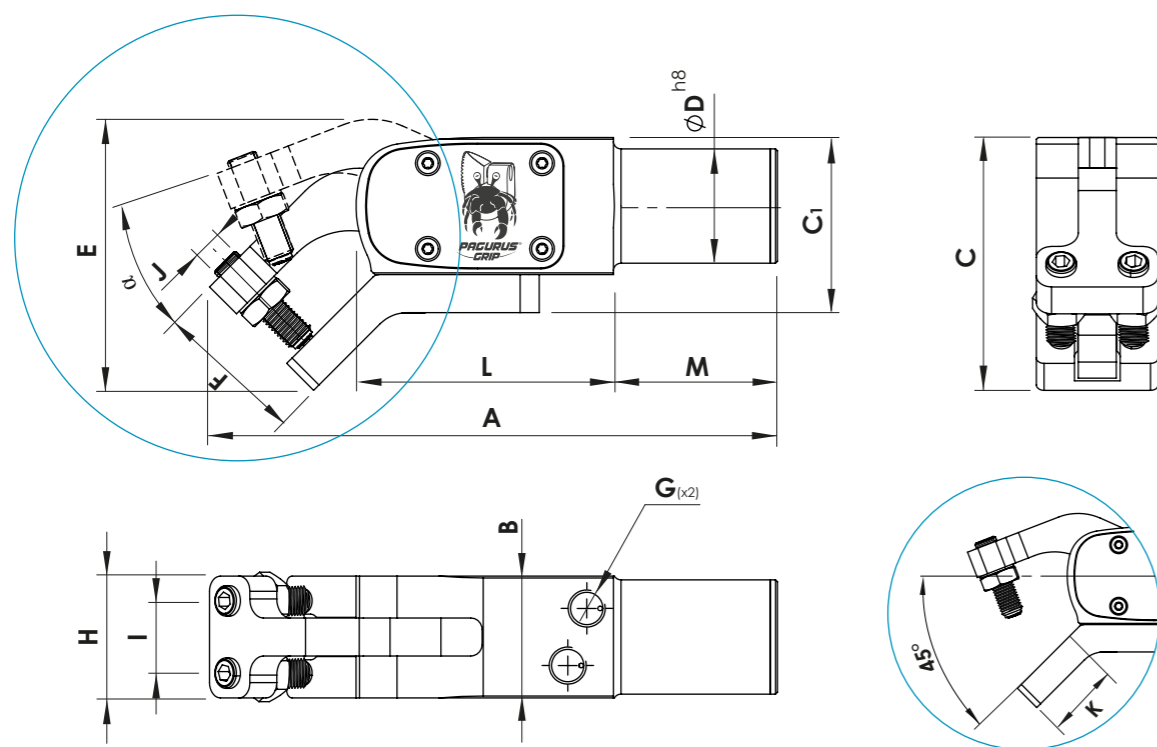
*Zubehör/Konfigurationen
 For different accessories

siehe maß ab Seite 162
 see more at page 162

siehe maß ab Seite 183
 see more at page 183



Spannerart / Type	SA25IC32K45xxxx
Durchmesser / Bore	25
Klemmkraft (6 bar) / Clamping force	128 daN
Öffnungswinkel α / Opening angle α	24°
Abgewinkelt Unterbacke / Jaw's inclination angle	45°
Luftverbrauch pro Doppelhub (6 bar) / Air consumption per cycle (6 bar)	12,6 cm ³
Gewicht / Weight (kg)	0,55



Material: Ergal 7075 & Stahl
Behandlung: hartanodisiert und brüniert
Schrauben: enthalten

Material: Ergal 7075 & Steel
Treatment: Hard anodizing & Burnishing
Bolts: Included

CODE*	A	B	C	C1	ØD	E	F	G	H	I	J	K	L	M	N
SA25IC32K45PAS1	149	32	66	46	30	71	30	1/8 G	32	19	M8	28	68	43	...

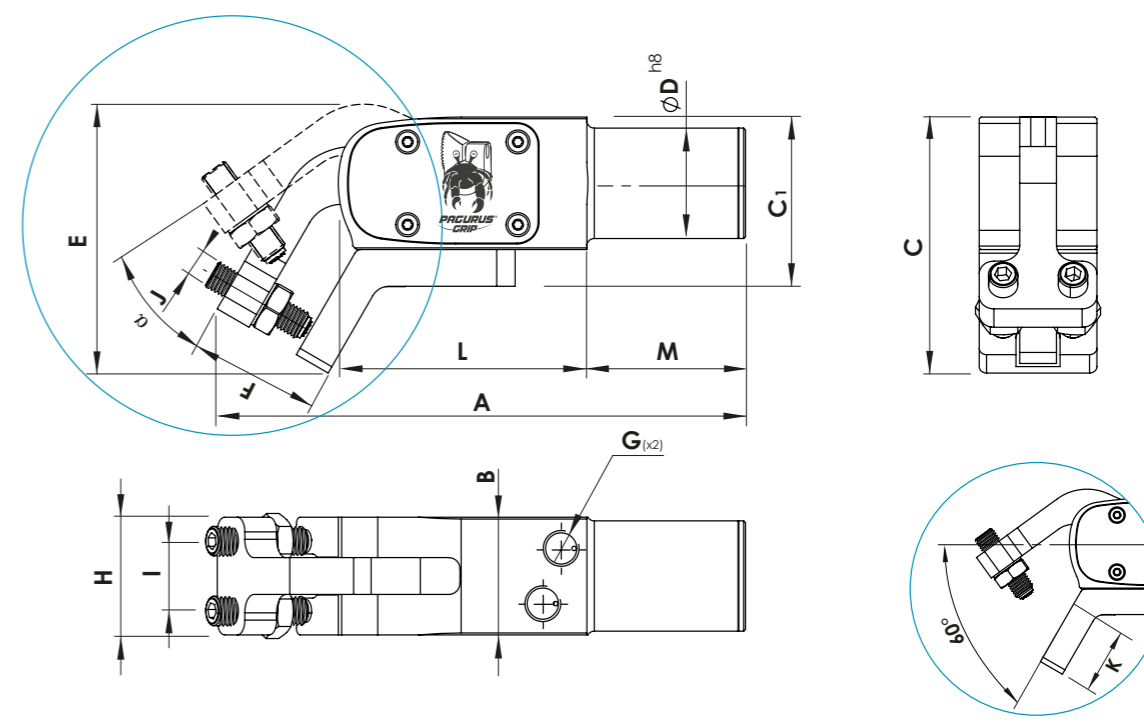
*Zubehör/Konfigurationen
 For different accessories

siehe maß ab Seite 162
 see more at page 162

siehe maß ab Seite 183
 see more at page 183



Spannerart / Type	SA25IC32K60xxxx
Durchmesser / Bore	25
Klemmkraft (6 bar) / Clamping force	129 daN
Öffnungswinkel α / Opening angle α	24°
Abgewinkelt Unterbacke / Jaw's inclination angle	60°
Luftverbrauch pro Doppelhub (6 bar) / Air consumption per cycle (6 bar)	12,6 cm ³
Gewicht / Weight (kg)	0,55



Material: Ergal 7075 & Stahl
Behandlung: hartanodisiert und brüniert
Schrauben: enthalten

Material: Ergal 7075 & Steel
Treatment: Hard anodizing & Burnishing
Bolts: Included

CODE*	A	B	C	C1	ØD	E	F	G	H	I	J	K	L	M	N
SA25IC32K60PAS1	144	32	70	46	30	73	30	1/8 G	32	19	M8	28	68	43	...

*Zubehör/Konfigurationen
 For different accessories

siehe maß ab Seite 162
 see more at page 162

siehe maß ab Seite 183
 see more at page 183

Bestellbeispiel / Ordering example

SA	25	IL	15	24	PA	S1
SAMECs Klemmgreifer SAMEC's pneumatic clamp	Durchmesser Bore Ø 25 mm	Spannerart Clamp's type	32	39	PB	S2
			55	maximale Blechtiefe maximum depth for sheet metal gripping	PC	S3
		Breite beweglicher Finger Mobile Finger's width			P...	S4
				Spannstiftart siehe Seite 162 Screw tip's type see page 162		Teile-Erkennungs- sensor siehe Seite 183 Part presence sensor's type see page 183
						S0
						ohne Sensor without part presence sensor

PA — Screws

S1 — Mobile Finger

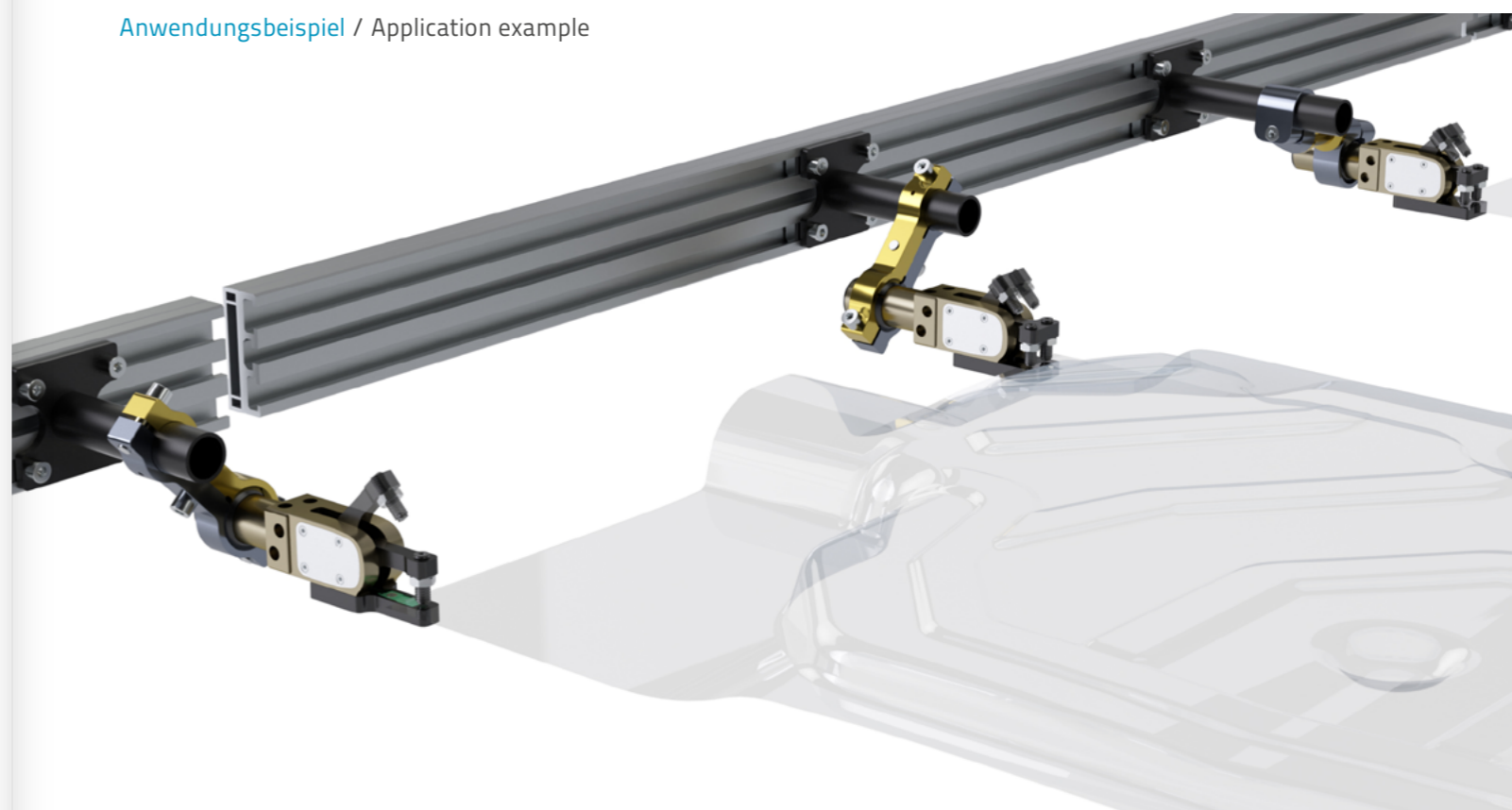
SR-ICL — Base

SA25IL — Main Clamp Body

$\alpha 45^\circ / \alpha 90^\circ^*$ — Mobile Finger's angle


*Bitte sehen Sie die Anleitung für die 90° Öffnungswinkel Einstellen.
 / Please see the instructions for the 90° opening angle regulation.

Anwendungsbeispiel / Application example




SA25IL


SA25IL1524PAS1




SA25IL3224PAS1




SA25IL5524PAS1



SA25IL1539PAS1




SA25IL3239PAS1

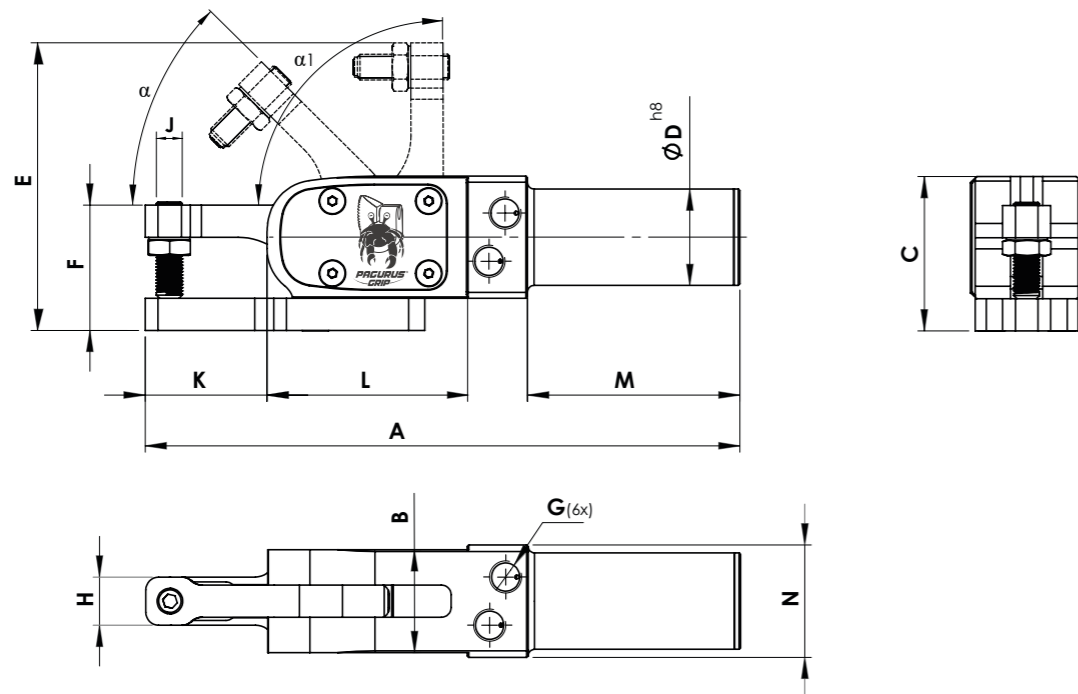


SA25IL5539PAS1





Spannerart / Type	SA25IL1524	SA25IL1539
Durchmesser / Bore	25	25
Klemmkraft (6 bar) / Clamping force	160 daN	120 daN
α bei Anlieferzustand / α as supplied	45°	45°
Einstellbarer Öffnungswinkel Siehe α 1 / Adjustable Opening angle See α 1	90°	90°
Luftverbrauch pro Doppelhub (6 bar) / Air consumption per cycle (6 bar)	45°: 20 cm ³ 90°: 23,5 cm ³	45°: 20 cm ³ 90°: 23,5 cm ³
Gewicht / Weight (kg)	0,52	0,55



Material: Ergal 7075 & Stahl
Behandlung: hartanodisiert und brüniert
Schrauben: enthalten

Material: Ergal 7075 & Steel
Treatment: Hard anodizing & Burnishing
Bolts: Included

CODE*	A	B	C	ØD	E	F	G	H	I	J	K	L	M	N
SA25IL1524PAS1	170	32	48	30	74,5	39	1/8 G	15	...	M8	24	62	66	35
SA25IL1539PAS1	185	32	48	30	89,5	39	1/8 G	15	...	M8	39	62	66	35

*Zubehör/Konfigurationen
For different accessories

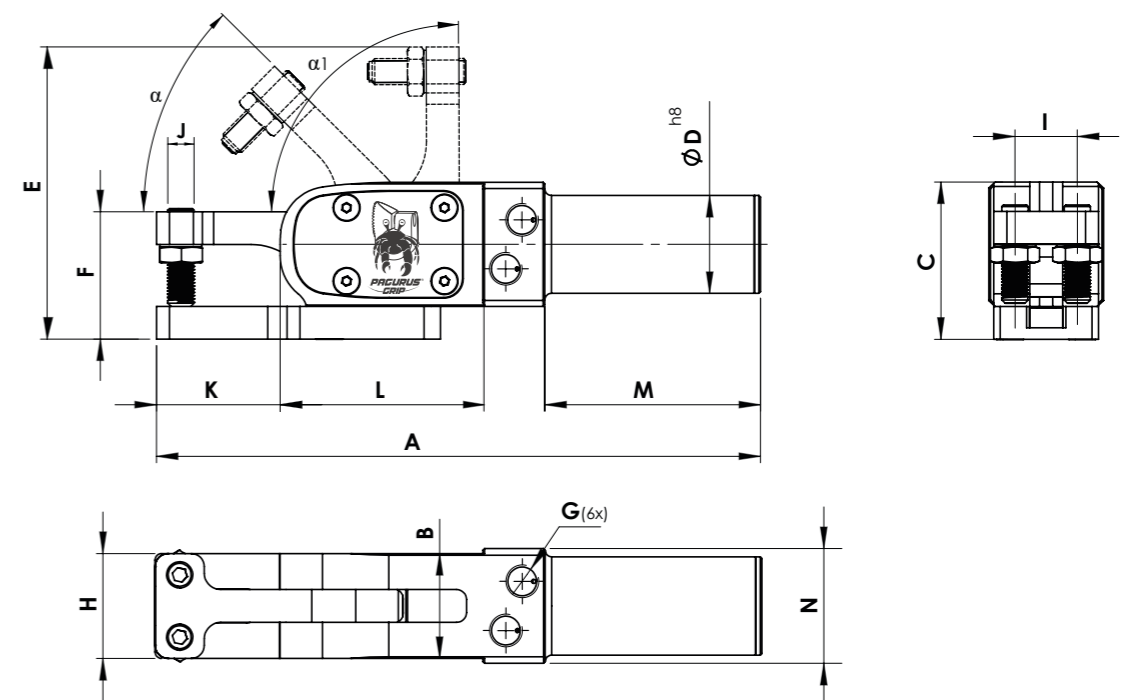



siehe maß ab Seite 162
see more at page 162



siehe maß ab Seite 183
see more at page 183

Spannerart / Type	SA25IL3224	SA25IL3239
Durchmesser / Bore	25	25
Klemmkraft (6 bar) / Clamping force	160 daN	120 daN
α bei Anlieferzustand / α as supplied	45°	45°
Einstellbarer Öffnungswinkel Siehe α 1 / Adjustable Opening angle See α 1	90°	90°
Luftverbrauch pro Doppelhub (6 bar) / Air consumption per cycle (6 bar)	45°: 20 cm ³ 90°: 23,5 cm ³	45°: 20 cm ³ 90°: 23,5 cm ³
Gewicht / Weight (kg)	0,58	0,62



Material: Ergal 7075 & Stahl
Behandlung: hartanodisiert und brüniert
Schrauben: enthalten

Material: Ergal 7075 & Steel
Treatment: Hard anodizing & Burnishing
Bolts: Included

CODE*	A	B	C	ØD	E	F	G	H	I	J	K	L	M	N
SA25IL3224PAS1	170	32	48	30	74,5	39	1/8 G	32	19	M8	24	62	66	35
SA25IL3239PAS1	185	32	48	30	89,5	39	1/8 G	32	19	M8	39	62	66	35

*Zubehör/Konfigurationen
For different accessories



siehe maß ab Seite 162
see more at page 162

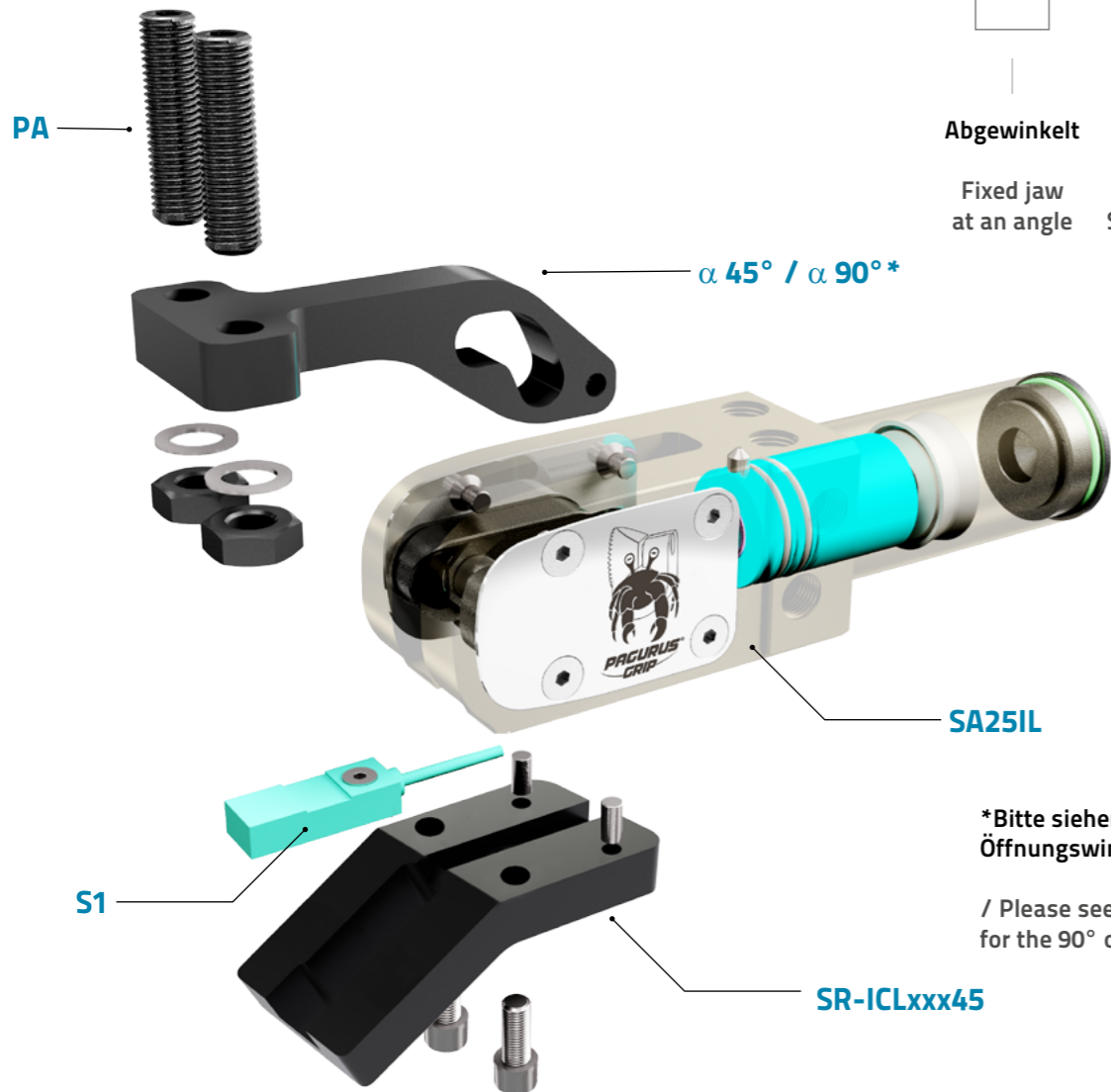


siehe maß ab Seite 183
see more at page 183

Bestellinformationen / Ordering informations
SA25IL - Klemmgreifer / Pneumatic Clamp

Bestellbeispiel / Ordering example

SA	25	IL	15	K	30	PA	S1
SAMECs Klemmgreifer SAMEC's pneumatic clamp	Durchmesser Bore Ø 25 mm	Spannerart Clamp's type	32	maximale Blechtiefe maximum depth for sheet metal gripping	45	PB	S2
		Breite beweglicher Finger Mobile Finger's width			60	PC	S3
					90	P...	S4



Abgewinkelt
Fixed jaw at an angle

Spannstiftart
siehe Seite 162
Screw tip's type
see page 162

Teile-Erkennungssensor
siehe Seite 183
Part presence sensor's type
see page 183



S0

ohne Sensor
without part presence sensor

*Bitte sehen Sie die Anleitung für die 90° Öffnungswinkel Einstellen.

/ Please see the instructions for the 90° opening angle regulation.



Anwendungsbeispiel / Application example

SA25ILxx30° / 45° / 60° / 90°


SA25IL15K30PAS1



SA25IL32K30PAS1



SA25IL15K45PAS1




SA25IL32K45PAS1




SA25IL15K60PAS1




SA25IL32K60PAS1




SA25IL15K90PBS2

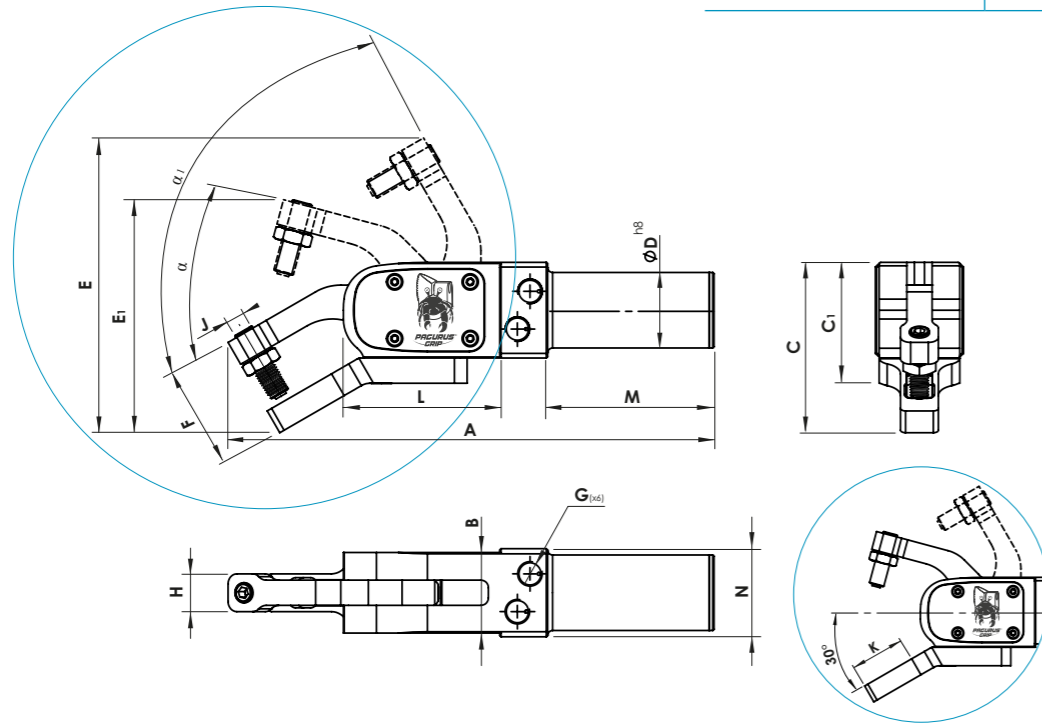


SA25IL32K90PAS2





Spannerart / Type	SA25IL15K30xxxx
Durchmesser / Bore	25
Klemmkraft (6 bar) / Clamping force	127 daN
α bei Anlieferzustand / α as supplied	45°
Einstellbarer Öffnungswinkel Siehe α 1 / Adjustable Opening angle See α 1	90°
Abgewinkelt Unterbacke / jaw's inclination angle	30°
Luftverbrauch pro Doppelhub (6 bar) / Air consumption per cycle (6 bar)	45°: 20 cm ³ 90°: 23,5 cm ³
Gewicht / Weight (kg)	0,57



Material: Ergal 7075 & Stahl
Behandlung: hartanodisiert und brüniert
Schrauben: enthalten


Material: Ergal 7075 & Steel
Treatment: Hard anodizing & Burnishing
Bolts: Included

CODE*	A	B	C	C1	ØD	E	E1	F	G	H	I	J	K	L	M	N
SA25IL15K30PAS1	192	32	68	48	30	117	92,5	31	1/8 G	15	...	M8	29,5	63	67	35

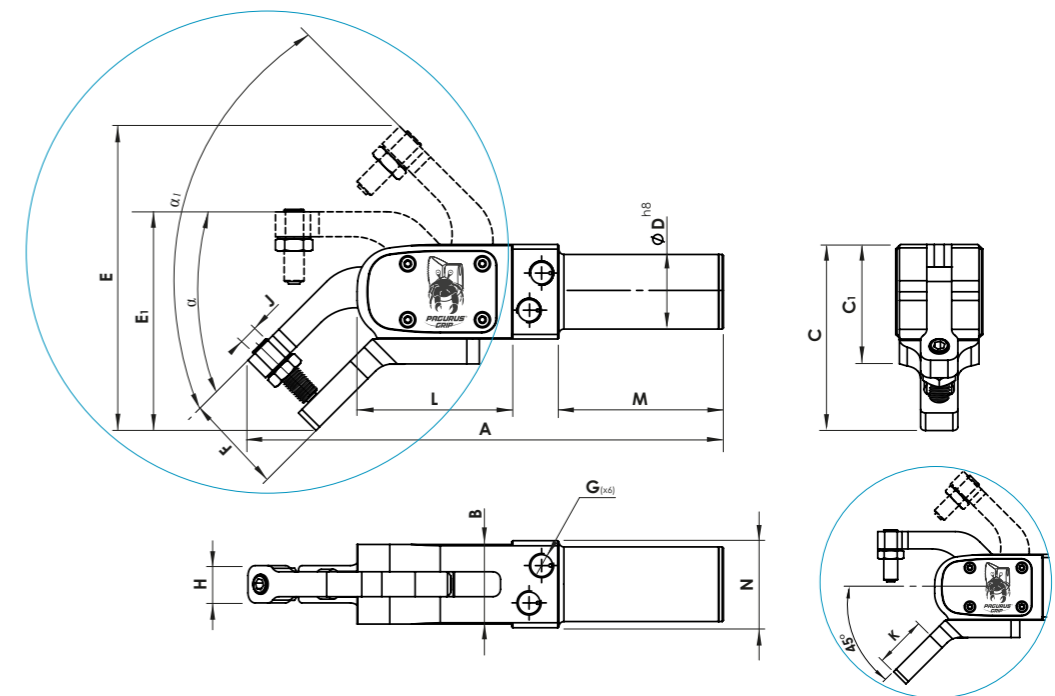
*Zubehör/Konfigurationen
 For different accessories

siehe maß ab Seite 162
 see more at page 162

siehe maß ab Seite 183
 see more at page 183



Spannerart / Type	SA25IL15K45xxxx
Durchmesser / Bore	25
Klemmkraft (6 bar) / Clamping force	128 daN
α bei Anlieferzustand / α as supplied	45°
Einstellbarer Öffnungswinkel Siehe α 1 / Adjustable Opening angle See α 1	90°
Abgewinkelt Unterbacke / jaw's inclination angle	45°
Luftverbrauch pro Doppelhub (6 bar) / Air consumption per cycle (6 bar)	45°: 20 cm ³ 90°: 23,5 cm ³
Gewicht / Weight (kg)	0,57



Material: Ergal 7075 & Stahl
Behandlung: hartanodisiert und brüniert
Schrauben: enthalten


Material: Ergal 7075 & Steel
Treatment: Hard anodizing & Burnishing
Bolts: Included

CODE*	A	B	C	C1	ØD	E	E1	F	G	H	I	J	K	L	M	N
SA25IL15K45PAS1	191	32	75	48	30	122	88	31	1/8 G	15	...	M8	29,5	62	67	35

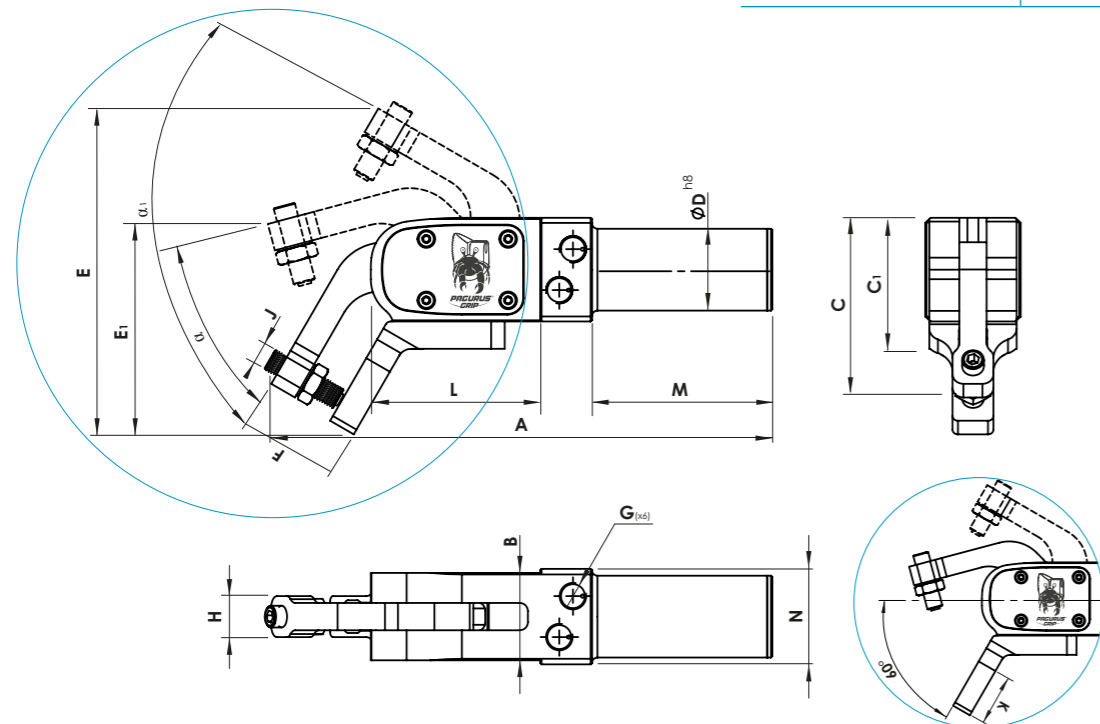
*Zubehör/Konfigurationen
 For different accessories

siehe maß ab Seite 162
 see more at page 162

siehe maß ab Seite 183
 see more at page 183



Spannerart / Type	SA25IL15K60xxxx
Durchmesser / Bore	25
Klemmkraft (6 bar) / Clamping force	130 daN
α bei Anlieferzustand / α as supplied	45°
Einstellbarer Öffnungswinkel Siehe α 1 / Adjustable Opening angle See α 1	90°
Abgewinkelt Unterbacke / jaw's inclination angle	60°
Luftverbrauch pro Doppelhub (6 bar) / Air consumption per cycle (6 bar)	45°: 20 cm ³ 90°: 23,5 cm ³
Gewicht / Weight (kg)	0,57



Material: Ergal 7075 & Stahl
Behandlung: hartanodisiert und brüniert
Schrauben: enthalten

Material: Ergal 7075 & Steel
Treatment: Hard anodizing & Burnishing
Bolts: Included

CODE*	A	B	C	C1	ØD	E	E1	F	G	H	I	J	K	L	M	N	O
SA25IL15K60PAS1	184	32	79	48	30	122	90	36	1/8 G	15	...	M8	26,5	63	67	35	...

*Zubehör/Konfigurationen
For different accessories

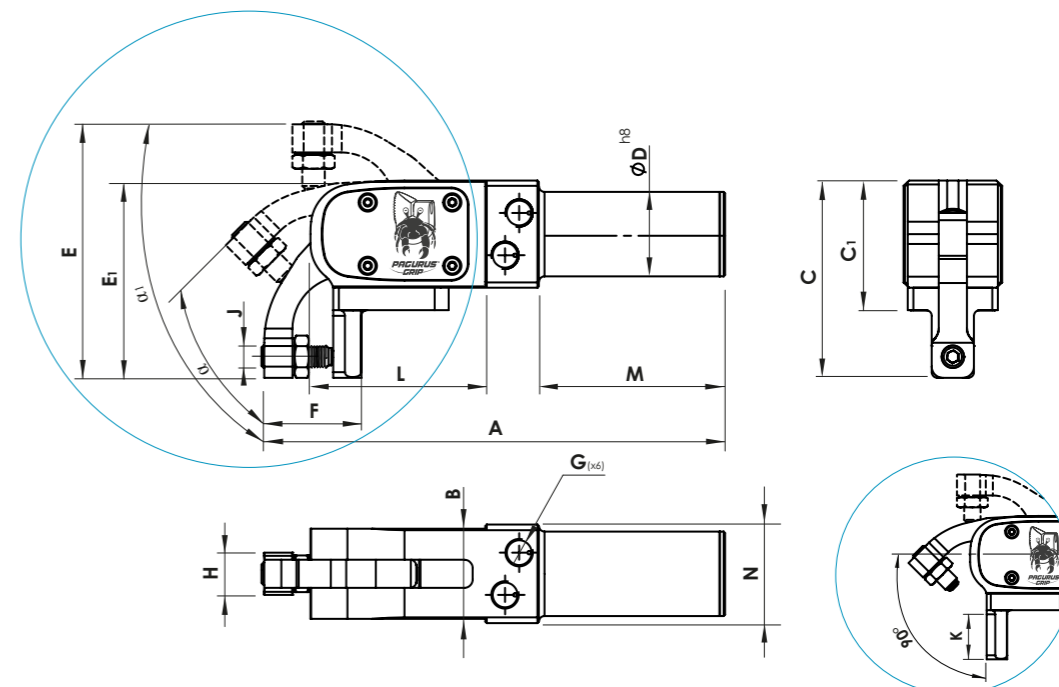



siehe maß ab Seite 162
see more at page 162



siehe maß ab Seite 183
see more at page 183

Spannerart / Type	SA25IL15K90xxxx
Durchmesser / Bore	25
Klemmkraft (6 bar) / Clamping force	152 daN
α bei Anlieferzustand / α as supplied	45°
Einstellbarer Öffnungswinkel Siehe α 1 / Adjustable Opening angle See α 1	90°
Abgewinkelt Unterbacke / jaw's inclination angle	90°
Luftverbrauch pro Doppelhub (6 bar) / Air consumption per cycle (6 bar)	45°: 20 cm ³ 90°: 23,5 cm ³
Gewicht / Weight (kg)	0,52



Material: Ergal 7075 & Stahl
Behandlung: hartanodisiert und brüniert
Schrauben: enthalten

Material: Ergal 7075 & Steel
Treatment: Hard anodizing & Burnishing
Bolts: Included

CODE*	A	B	C	C1	ØD	E	E1	F	G	H	I	J	K	L	M	N	O
SA25IL15K90PBS2	163	32	70	46	30	90	69	35	1/8 G	15	...	M8	22	63	67	35	...

*Zubehör/Konfigurationen
For different accessories



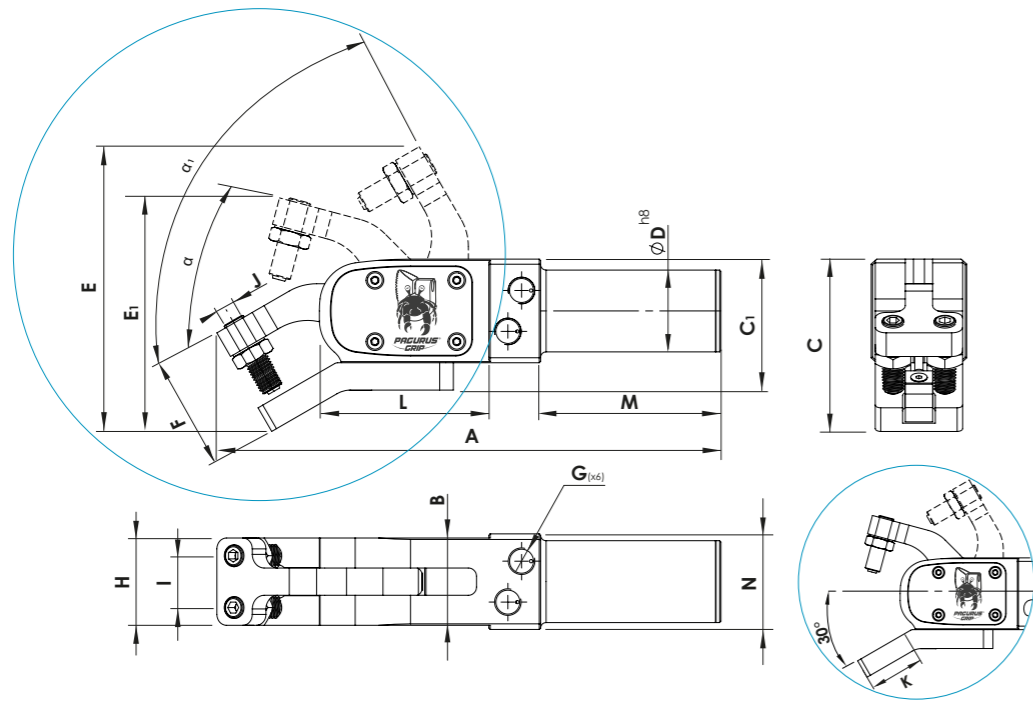
siehe maß ab Seite 162
see more at page 162



siehe maß ab Seite 183
see more at page 183



Spannerart / Type	SA25IL32K30xxxx
Durchmesser / Bore	25
Klemmkraft (6 bar) / Clamping force	127 daN
α bei Anlieferzustand / α as supplied	45°
Einstellbarer Öffnungswinkel Siehe α 1 / Adjustable Opening angle See α 1	90°
Abgewinkelt Unterbacke / jaw's inclination angle	30°
Luftverbrauch pro Doppelhub (6 bar) / Air consumption per cycle (6 bar)	45°: 20 cm ³ 90°: 23,5 cm ³
Gewicht / Weight (kg)	0,62



Material: Ergal 7075 & Stahl
Behandlung: hartanodisiert und brüniert
Schrauben: enthalten

Material: Ergal 7075 & Steel
Treatment: Hard anodizing & Burnishing
Bolts: Included

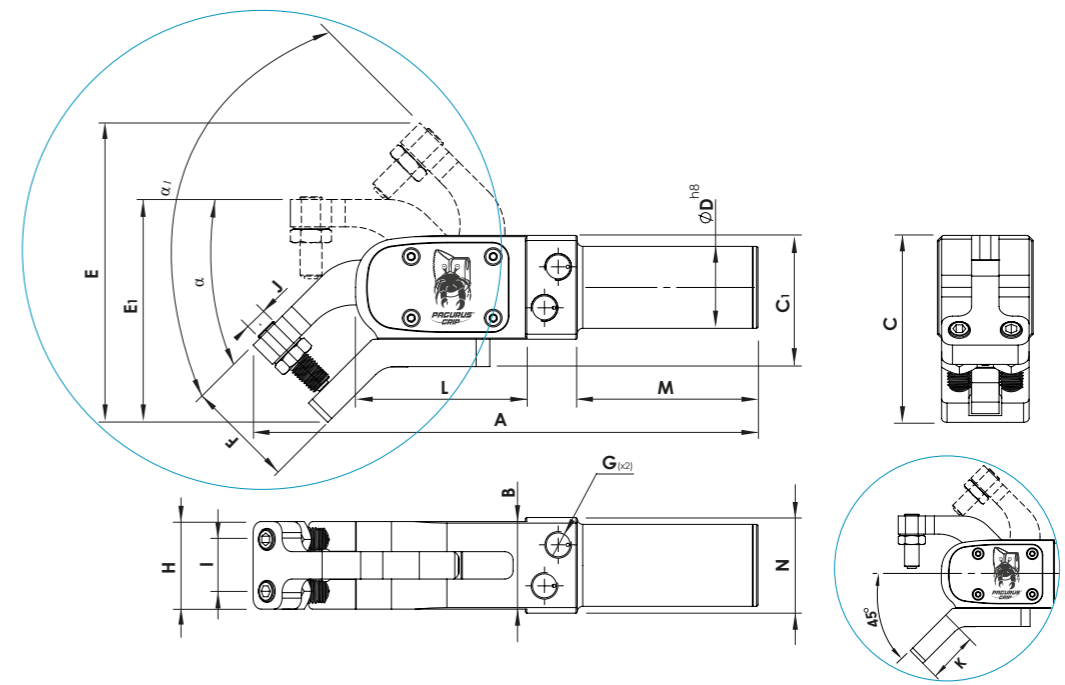
CODE*	A	B	C	C1	ØD	E	E1	F	G	H	I	J	K	L	M	N	O
SA25IL32K30PAS1	185	32	63	48	30	104	86	31	1/8 G	32	19	M8	28	63	67	35	...

*Zubehör/Konfigurationen
For different accessories

siehe maß ab Seite 162
see more at page 162

siehe maß ab Seite 183
see more at page 183

Spannerart / Type	SA25IL32K45xxxx
Durchmesser / Bore	25
Klemmkraft (6 bar) / Clamping force	129 daN
α bei Anlieferzustand / α as supplied	45°
Einstellbarer Öffnungswinkel Siehe α 1 / Adjustable Opening angle See α 1	90°
Abgewinkelt Unterbacke / jaw's inclination angle	45°
Luftverbrauch pro Doppelhub (6 bar) / Air consumption per cycle (6 bar)	45°: 20 cm ³ 90°: 23,5 cm ³
Gewicht / Weight (kg)	0,62



Material: Ergal 7075 & Stahl
Behandlung: hartanodisiert und brüniert
Schrauben: enthalten

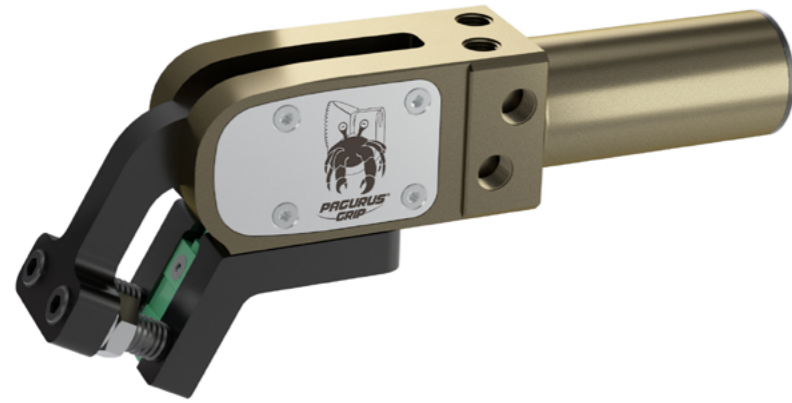
Material: Ergal 7075 & Steel
Treatment: Hard anodizing & Burnishing
Bolts: Included

CODE*	A	B	C	C1	ØD	E	E1	F	G	H	I	J	K	L	M	N	O
SA25IL32K45PAS1	185	32	68	48	30	109,5	81,5	30	1/8 G	32	19	M8	28	63	67	35	...

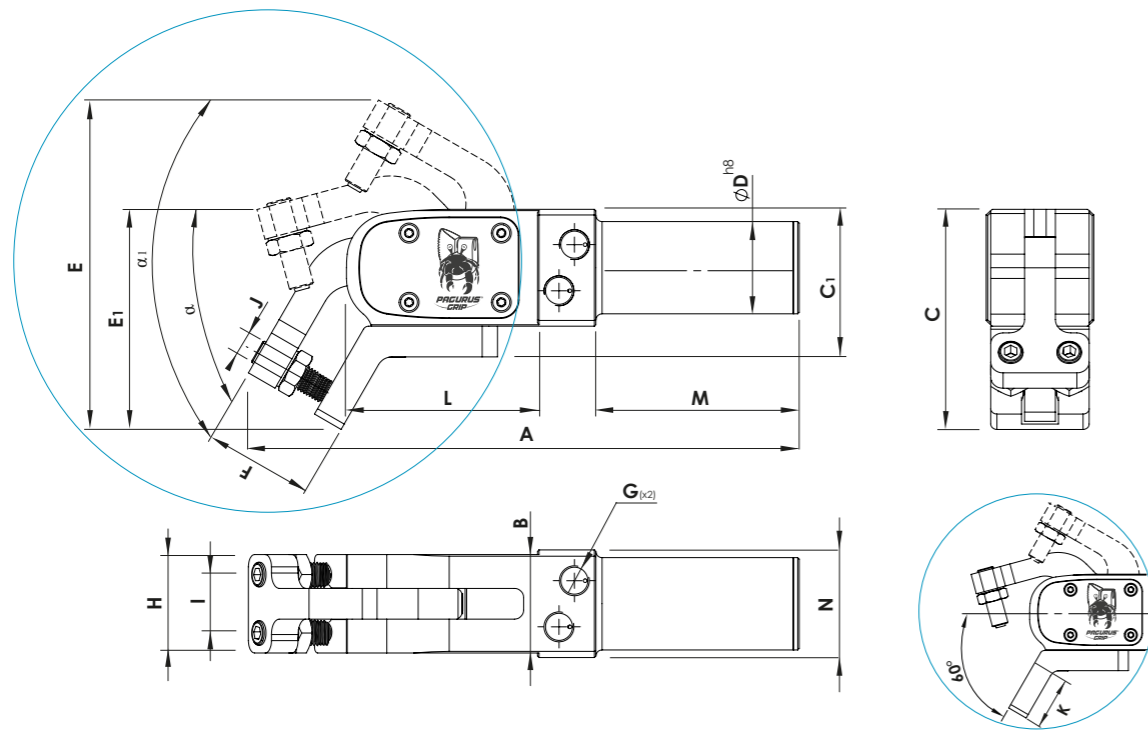
*Zubehör/Konfigurationen
For different accessories

siehe maß ab Seite 162
see more at page 162

siehe maß ab Seite 183
see more at page 183



Spannerart / Type	SA25IL32K60xxxx
Durchmesser / Bore	25
Klemmkraft (6 bar) / Clamping force	130 daN
α bei Anlieferzustand / α as supplied	45°
Einstellbarer Öffnungswinkel Siehe α 1 / Adjustable Opening angle See α 1	90°
Abgewinkelt Unterbacke / jaw's inclination angle	60°
Luftverbrauch pro Doppelhub (6 bar) / Air consumption per cycle (6 bar)	45°: 20 cm ³ 90°: 23,5 cm ³
Gewicht / Weight (kg)	0,62



Material: Ergal 7075 & Stahl
Behandlung: hartanodisiert und brüniert
Schrauben: enthalten

Material: Ergal 7075 & Steel
Treatment: Hard anodizing & Burnishing
Bolts: Included

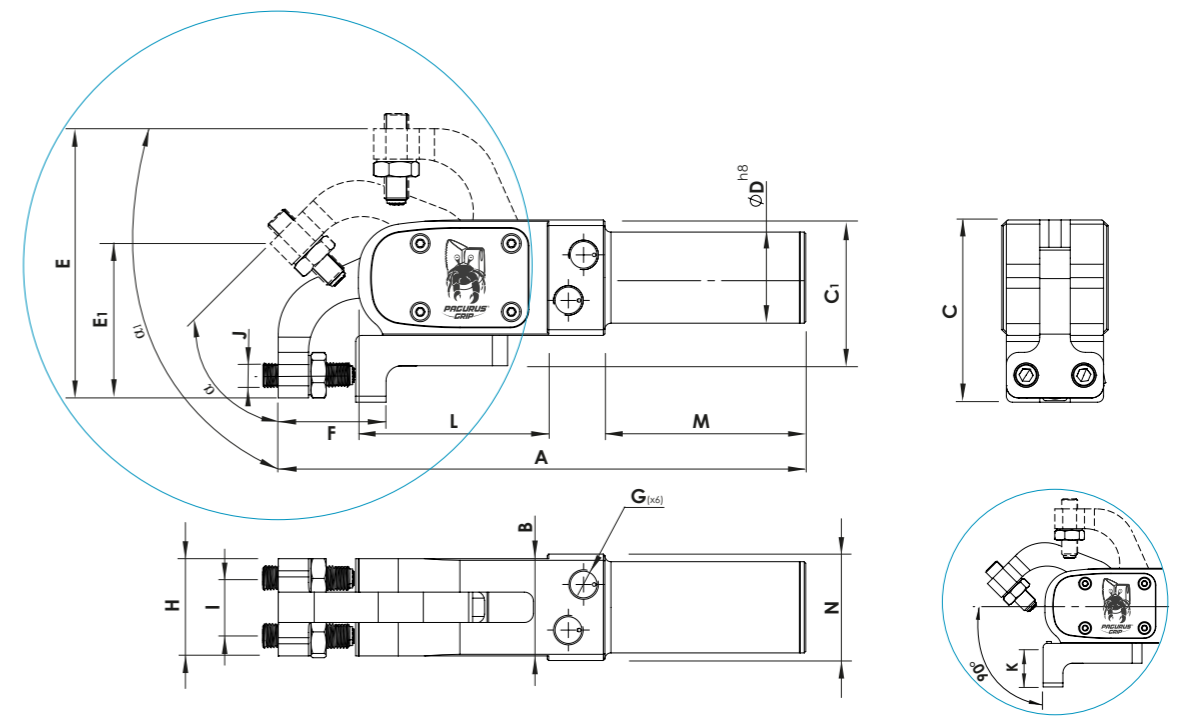

CODE*	A	B	C	C1	ØD	E	E1	F	G	H	I	J	K	L	M	N	O
SA25IL32K60PAS1	179	32	71,5	48	30	107	82	30	1/8 G	32	19	M8	28	63	67	35	...

*Zubehör/Konfigurationen
For different accessories

siehe maß ab Seite 162
see more at page 162

siehe maß ab Seite 183
see more at page 183

Spannerart / Type	SA25IL32K90xxxx
Durchmesser / Bore	25
Klemmkraft (6 bar) / Clamping force	103 daN
α bei Anlieferzustand / α as supplied	45°
Einstellbarer Öffnungswinkel Siehe α 1 / Adjustable Opening angle See α 1	90°
Abgewinkelt Unterbacke / jaw's inclination angle	90°
Luftverbrauch pro Doppelhub (6 bar) / Air consumption per cycle (6 bar)	45°: 20 cm ³ 90°: 23,5 cm ³
Gewicht / Weight (kg)	0,61



Material: Ergal 7075 & Stahl
Behandlung: hartanodisiert und brüniert
Schrauben: enthalten

Material: Ergal 7075 & Steel
Treatment: Hard anodizing & Burnishing
Bolts: Included

CODE*	A	B	C	C1	ØD	E	E1	F	G	H	I	J	K	L	M	N	O
SA25IL32K90PAS2	174	32	60	48	30	90	73	36	1/8 G	32	19	M8	20	63	67	35	...


*Zubehör/Konfigurationen
For different accessories

siehe maß ab Seite 162
see more at page 162

siehe maß ab Seite 183
see more at page 183

Bestellbeispiel / Ordering example

SA	25	CC	16	25	PB	S0
SAMECs Klemmgreifer SAMEC's pneumatic clamp	Durchmesser Bore \varnothing 25 mm	Spannerart Clamp's type	32	40	PC	ohne Sensor without part presence sensor
			55	maximale Blechtiefe maximum depth for sheet metal gripping	PD	
		Breite beweglicher Finger Mobile Finger's width			P...	
					Spannstiftart siehe Seite 162 Screw tip's type see page 162	



Anwendungsbeispiel / Application example



SA25CC

SA25CC1625PBS0



SA25CC3225PBS0



SA25CC5525PBS0



SA25CC1640PBS0



SA25CC3240PBS0

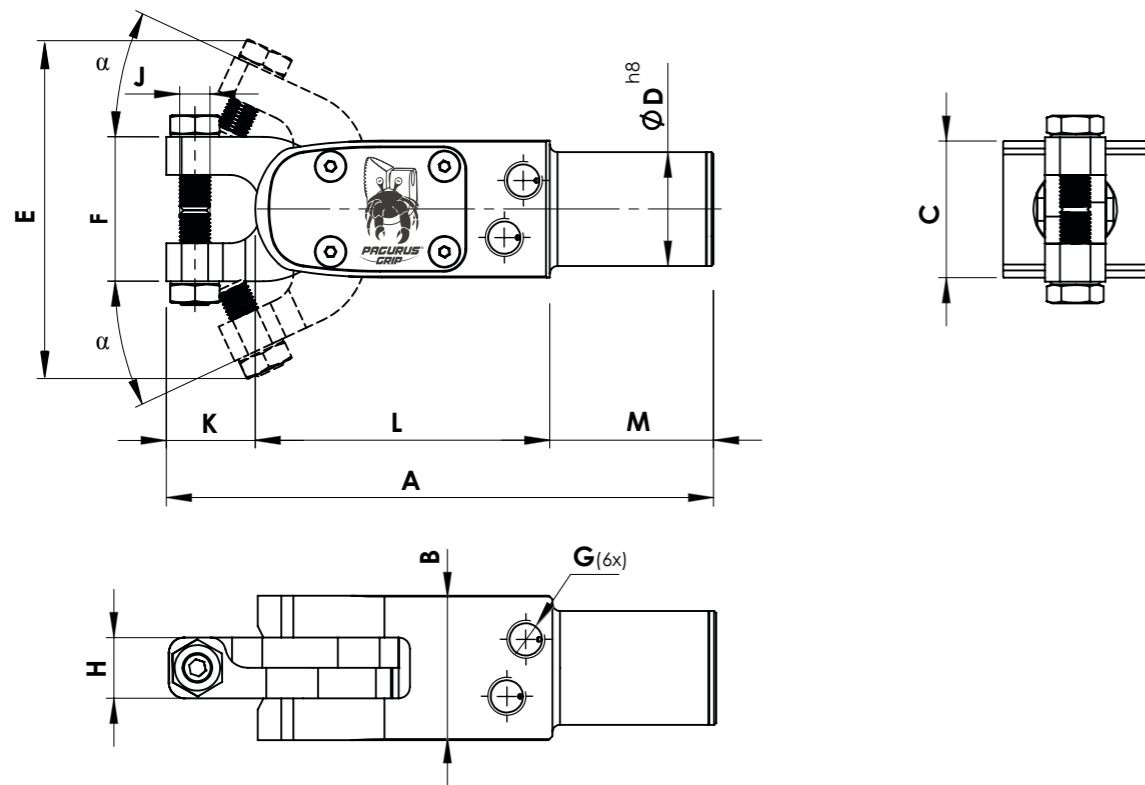


SA25CC5540PBS0





Spannerart / Type	SA25CC1625	SA25CC1640
Durchmesser / Bore	25	25
Klemmkraft (6 bar) / Clamping force	150 daN	118 daN
Öffnungswinkel α / Opening angle α	25°	25°
Luftverbrauch pro Doppelhub Doppelhub (6bar) / Air consumption per cycle	12,6 cm ³	12,6 cm ³
Gewicht / Weight (kg)	0,44	0,45



Material: Ergal 7075 & Stahl
Behandlung: hartanodisiert und brüniert
Schrauben: enthalten

Material: Ergal 7075 & Steel
Treatment: Hard anodizing & Burnishing
Bolts: Included

CODE*	A	B	C	ØD	E	F	G	H	I	J	K	L	M	N
SA25CC1625PBSO	146	38	36	30	90	38	1/8 G	16	...	M8	25	78	43	...
SA25CC1640PBSO	161	38	36	30	103,5	38	1/8 G	16	...	M8	40	78	43	...

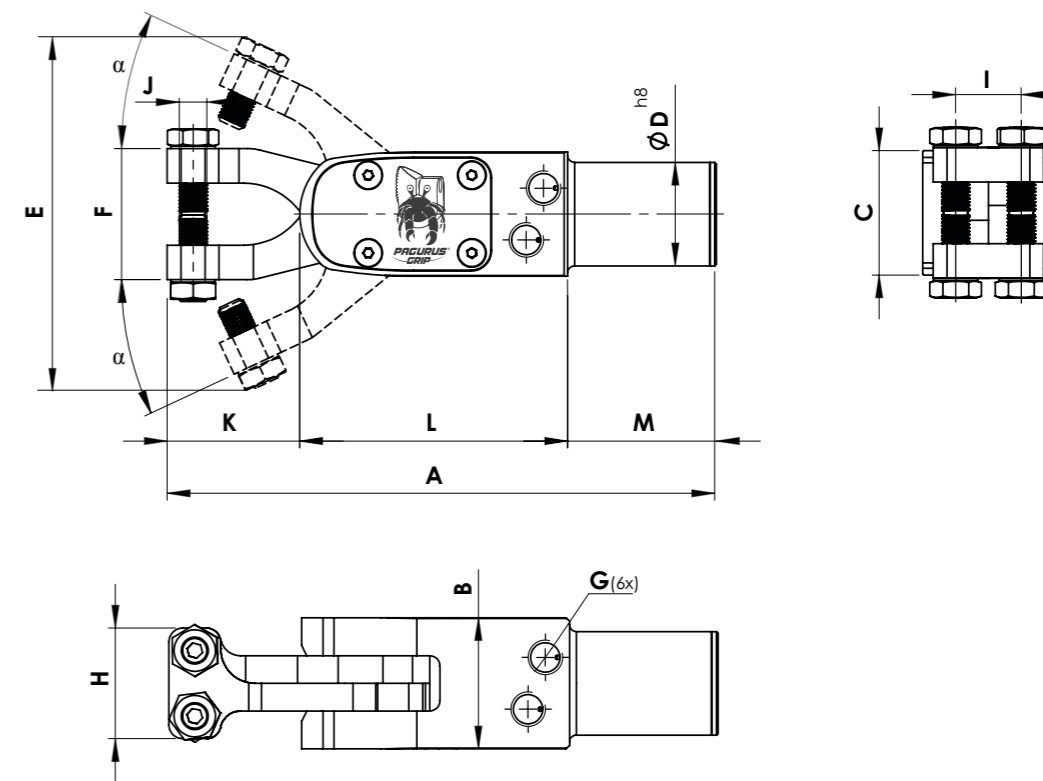
*Zubehör/Konfigurationen
For different accessories



siehe maß ab Seite 162
see more at page 162



Spannerart / Type	SA25CC3225	SA25CC3240
Durchmesser / Bore	25	25
Klemmkraft (6 bar) / Clamping force	150 daN	118 daN
Öffnungswinkel α / Opening angle α	25°	25°
Luftverbrauch pro Doppelhub Doppelhub (6bar) / Air consumption per cycle	12,6 cm ³	12,6 cm ³
Gewicht / Weight (kg)	0,49	0,50



Material: Ergal 7075 & Stahl
Behandlung: hartanodisiert und brüniert
Schrauben: enthalten

Material: Ergal 7075 & Steel
Treatment: Hard anodizing & Burnishing
Bolts: Included

CODE*	A	B	C	ØD	E	F	G	H	I	J	K	L	M	N
SA25CC3225PBSO	146	38	36	30	90	38	1/8 G	32	19	M8	25	78	43	...
SA25CC3240PBSO	161	38	36	30	103,5	38	1/8 G	32	19	M8	40	78	43	...

*Zubehör/Konfigurationen
For different accessories

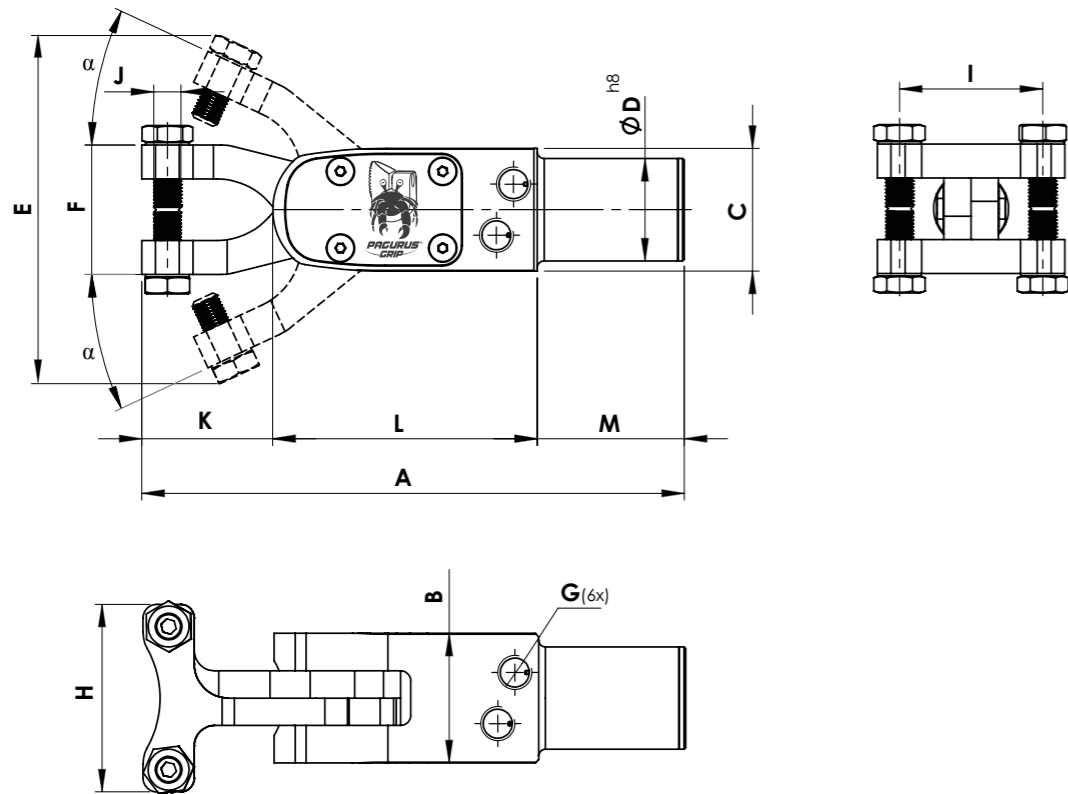


siehe maß ab Seite 162
see more at page 162

Kompakt-Klemmgreifer / Pneumatic Miniclamp
SA25CC5525 / 5540



Spannerart / Type	SA25CC5525	SA25CC5540
Durchmesser / Bore	25	25
Klemmkraft (6 bar) / Clamping force	150 daN	118 daN
Öffnungswinkel α / Opening angle α	25°	25°
Luftverbrauch pro Doppelhub (6bar) / Air consumption per cycle	12,6 cm ³	12,6 cm ³
Gewicht / Weight (kg)	0,52	0,53



Material: Ergal 7075 & Stahl
Behandlung: hartanodisiert und brüniert
Schrauben: enthalten

Material: Ergal 7075 & Steel
Treatment: Hard anodizing & Burnishing
Bolts: Included

CODE*	A	B	C	$\emptyset D$	E	F	G	H	I	J	K	L	M	N
SA25CC5525PBSO	146	38	36	30	90	38	1/8 G	55	42	M8	25	78	43	...
SA25CC5540PBSO	161	38	36	30	103,5	38	1/8 G	55	42	M8	40	78	43	...

*Zubehör/Konfigurationen
 For different accessories



siehe maß ab Seite 162
 see more at page 162

Bemerkungen / Notes



Bestellbeispiel / Ordering example

SA	25	CT	16	25	PA	S0
SAMECs Klemmgreifer SAMEC's pneumatic clamp	Durchmesser Bore Ø 25 mm	Spannerart Clamp's type	32	40	PB	ohne Sensor without part presence sensor
			55	maximale Blechtiefe maximum depth for sheet metal gripping	PC	S1
			Breite beweglicher Finger Mobile Finger's width		P...	S2
					Spannstiftart siehe Seite 162 Screw tip's type see page 162	Teile- Erkennungssensor siehe Seite 183 Part presence sensor's type see page 183

Anwendungsbeispiel / Application example



SA25CT


SA25CT1625PAS0



SA25CT3225PAS2



SA25CC5525PAS2




SA25CT1640PAS0



SA25CT3240PAS1

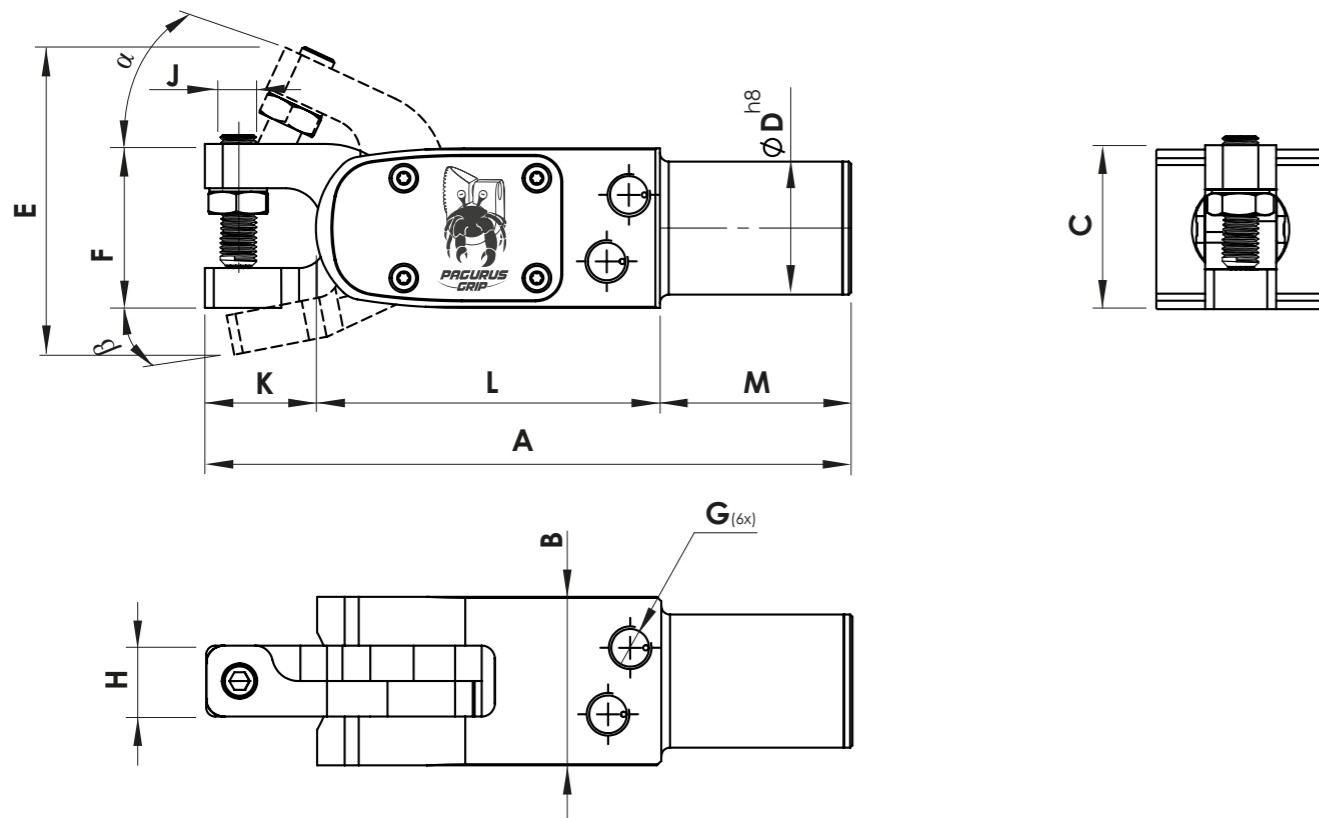


SA25CC5540PAS1





Spannerart / Type	SA25CT1625	SA25CT1640
Durchmesser / Bore	25	25
Klemmkraft (6 bar) / Clamping force	158 daN	122 daN
Öffnungswinkel $\alpha + \beta$ / Opening angle $\alpha + \beta$	25° + 11°	25° + 11°
Luftverbrauch pro Doppelhub Doppelhub (6bar) / Air consumption per cycle	12,6 cm ³	12,6 cm ³
Gewicht / Weight (kg)	0,45	0,47



Material: Ergal 7075 & Stahl
Behandlung: hartschwarz eloxiert und brüniert
Schrauben: enthalten

Material: Ergal 7075 & Steel
Treatment: Hard anodizing & Burnishing
Bolts: Included

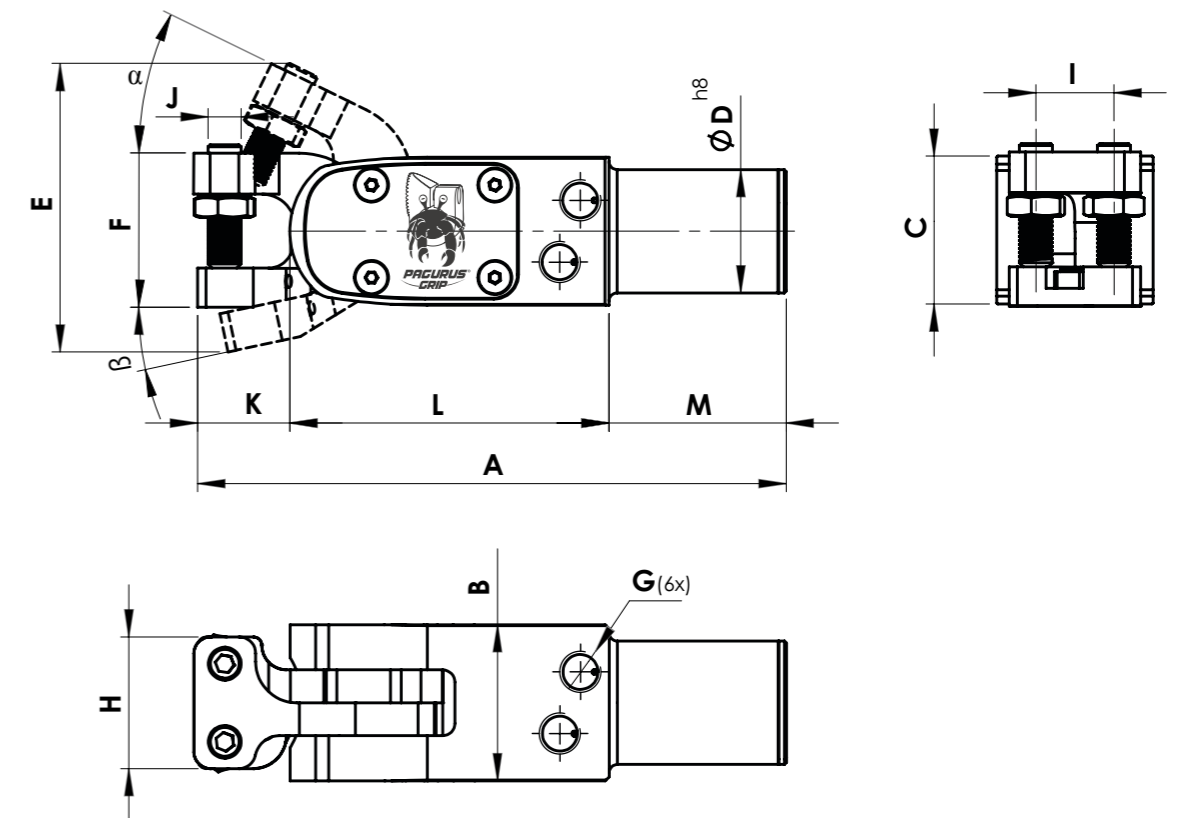
CODE*	A	B	C	ØD	E	F	G	H	I	J	K	L	M	N
SA25CT1625PAS0	146	38	36	30	71	38	1/8 G	16	...	M8	25	78	43	...
SA25CT1640PAS0	161	38	36	30	79,5	38	1/8 G	16	...	M8	40	78	43	...

*Zubehör/Konfigurationen
For different accessories

siehe maß ab Seite 162
see more at page 162

siehe maß ab Seite 183
see more at page 183

Spannerart / Type	SA25CT3225	SSA25CT3240
Durchmesser / Bore	25	25
Klemmkraft (6 bar) / Clamping force	158 daN	122 daN
Öffnungswinkel $\alpha + \beta$ / Opening angle $\alpha + \beta$	25° + 11°	25° + 11°
Luftverbrauch pro Doppelhub Doppelhub (6bar) / Air consumption per cycle	12,6 cm ³	12,6 cm ³
Gewicht / Weight (kg)	0,51	0,52



Material: Ergal 7075 & Stahl
Behandlung: hartschwarz eloxiert und brüniert
Schrauben: enthalten

Material: Ergal 7075 & Steel
Treatment: Hard anodizing & Burnishing
Bolts: Included

CODE*	A	B	C	ØD	E	F	G	H	I	J	K	L	M	N
SA25CT3225PAS2	146	38	36	30	71	38	1/8 G	32	19	M8	25	78	43	...
SA25CT3240PAS1	161	38	36	30	79,5	38	1/8 G	32	19	M8	40	78	43	...

*Zubehör/Konfigurationen
For different accessories

siehe maß ab Seite 162
see more at page 162

siehe maß ab Seite 183
see more at page 183

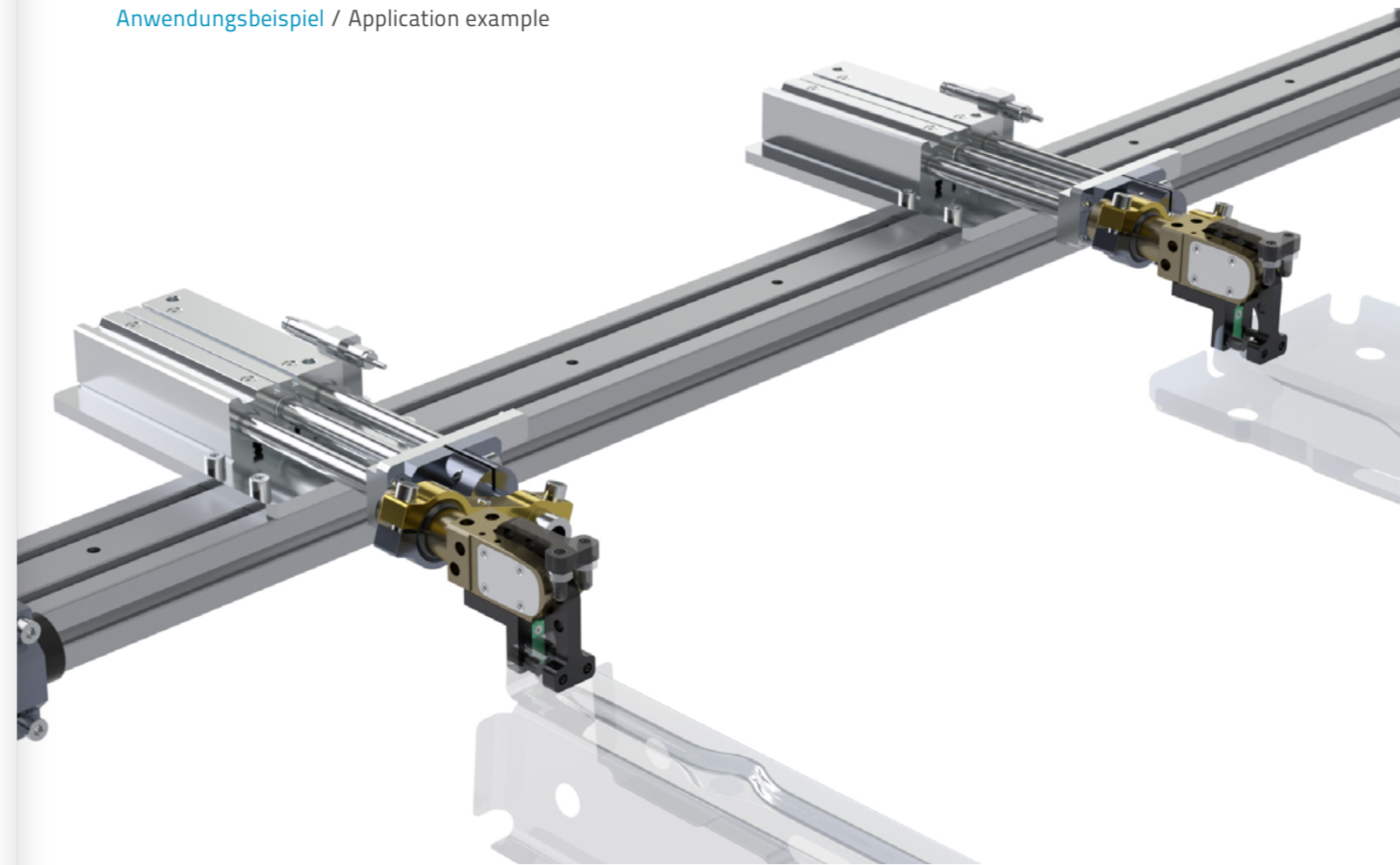
Bestellinformationen / Ordering informations

SA25LL - Klemmgreifer / Pneumatic Clamp

Bestellbeispiel / Ordering example


SA	25	LL	16	38	PA	S1
SAMECs Klemmgreifer SAMEC's pneumatic clamp	Durchmesser Bore Ø 25 mm	Spannerart Clamp's type	32	maximale Blechtiefe maximum depth for sheet metal gripping	PB	S2
			Breite beweglicher Finger		PC	S3
			Mobile Finger's width		P...	S4
					Spannstiftart siehe Seite 162 Screw tip's type see page 162	Teile- Erkennungssensor siehe Seite 183 Part presence sensor's type see page 183
					S0	
					ohne Sensor without part presence sensor	

Anwendungsbeispiel / Application example





SA25LL

SA25LL1638PAS1

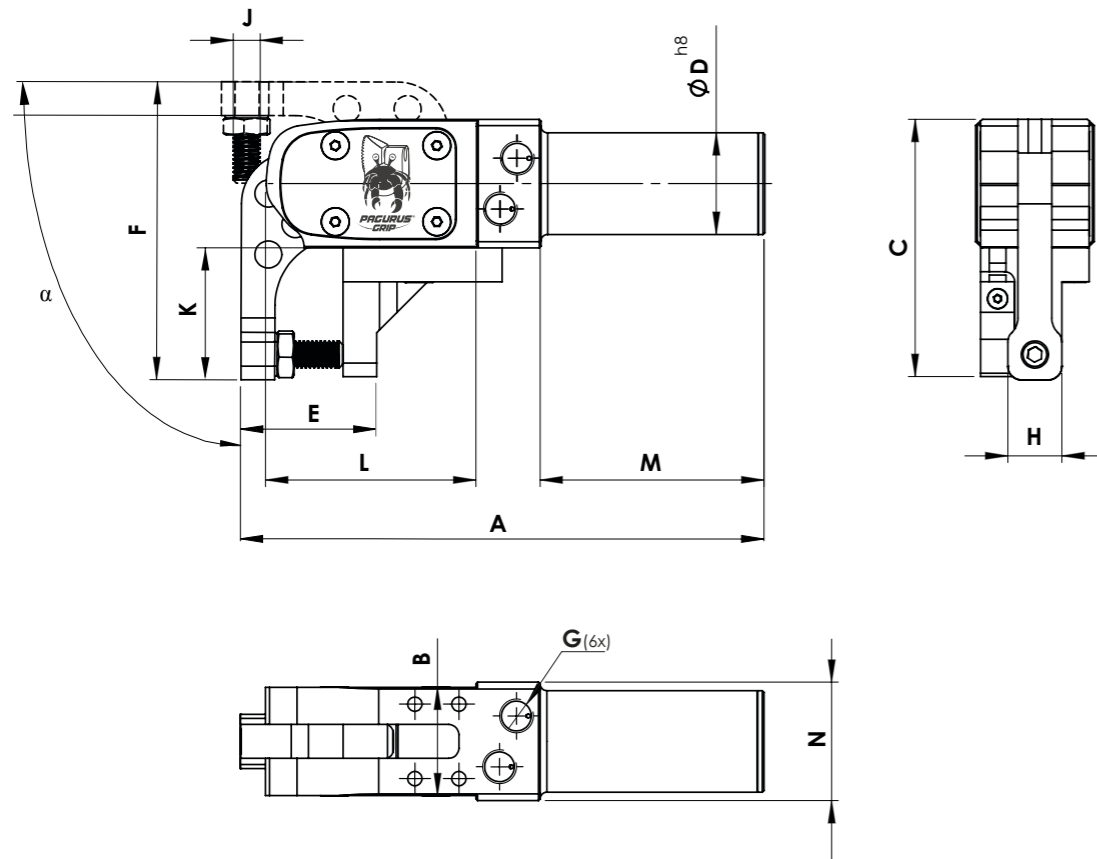


SA25LL3238PAS1





Spannerart / Type	SA25LL1638
Durchmesser / Bore	25
Klemmkraft (6 bar) / Clamping force	188 daN
Öffnungswinkel α / Opening angle α	90°
Luftverbrauch pro Doppelhub Doppelhub (6bar) / Air consumption per cycle	23,5 cm ³
Gewicht / Weight (kg)	0,60



Material: Ergal 7075 & Stahl
Behandlung: hartanodisiert und brüniert
Schrauben: enthalten

Material: Ergal 7075 & Steel
Treatment: Hard anodizing & Burnishing
Bolts: Included

CODE*	A	B	C	ØD	E	F	G	H	I	J	K	L	M	N
SA25LL1638PAS1	154,5	32	76	30	40	88	1/8 G	16	...	M8	38	62	66	35

*Zubehör/Konfigurationen
For different accessories

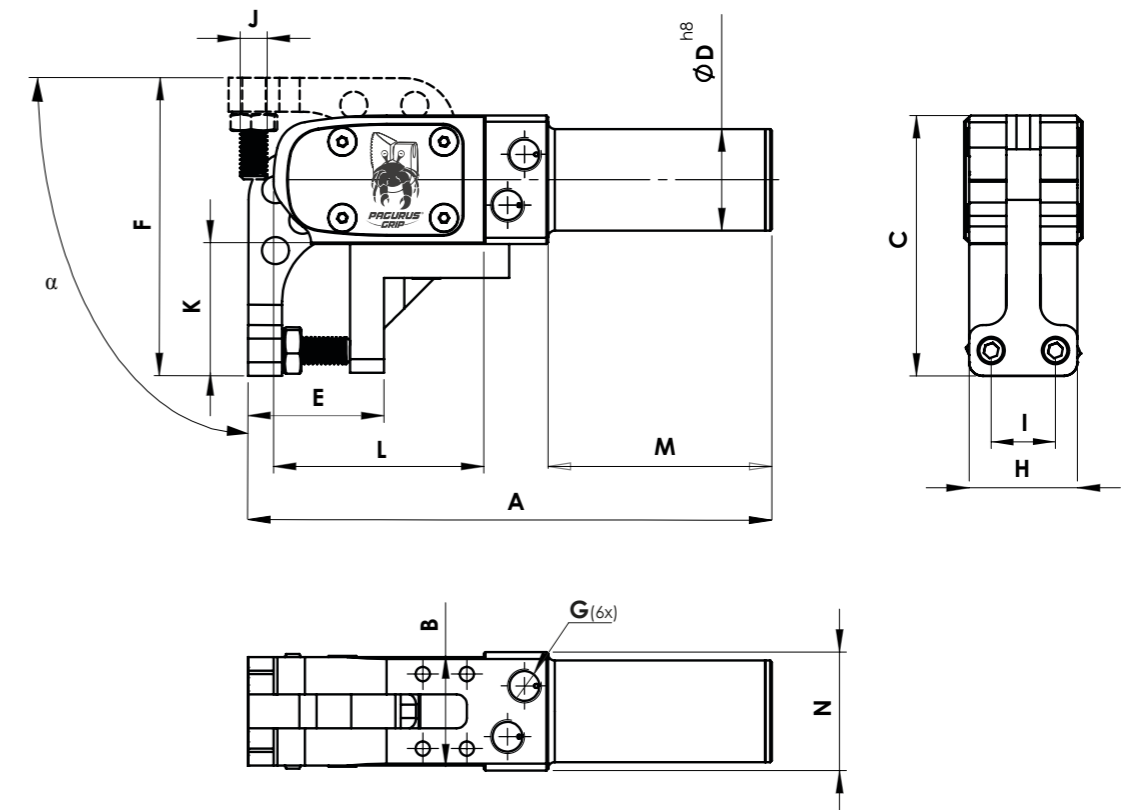



siehe maß ab Seite 162
see more at page 162



siehe maß ab Seite 183
see more at page 183

Spannerart / Type	SA25LL3238
Durchmesser / Bore	25
Klemmkraft (6 bar) / Clamping force	188 daN
Öffnungswinkel α / Opening angle α	90°
Luftverbrauch pro Doppelhub Doppelhub (6bar) / Air consumption per cycle	23,5 cm ³
Gewicht / Weight (kg)	0,65



Material: Ergal 7075 & Stahl
Behandlung: hartanodisiert und brüniert
Schrauben: enthalten

Material: Ergal 7075 & Steel
Treatment: Hard anodizing & Burnishing
Bolts: Included

CODE*	A	B	C	ØD	E	F	G	H	I	J	K	L	M	N
SA25LL3238PAS1	154,5	32	76	30	40	88	1/8 G	32	19	M8	38	62	66	35

*Zubehör/Konfigurationen
For different accessories



siehe maß ab Seite 162
see more at page 162



siehe maß ab Seite 183
see more at page 183

Bestellbeispiel / Ordering example

SA	25	IC	15	24	A	S1
SAMEC's Klemmgreifer	Durchmesser	IL	32	39	B	S...
SAMEC's pneumatic clamp	Bore Ø 25 mm	Spannerart	55	maximale Blechtiefe	Klemmbacken siehe Seite 157	Teile-Erkennungssensor
		Clamp's type	Breite beweglicher Finger	maximum depth for sheet metal gripping	Steel block tips see page 157	siehe Seite 183
			Mobile Finger's width			Part presence sensor's type see page 183
						S0
						ohne Sensor
						without part presence sensor


Bestellbeispiel / Ordering example

SA	25	CC	16	25	A	S1
SAMEC's Klemmgreifer	Durchmesser	CT	32	40	B	S...
SAMEC's pneumatic clamp	Bore Ø 25 mm	Spannerart	55	maximale Blechtiefe	Klemmbacken siehe Seite 157	Teile-Erkennungssensor
		Clamp's type	Breite beweglicher Finger	maximum depth for sheet metal gripping	Steel block tips see page 157	siehe Seite 183
			Mobile Finger's width			Part presence sensor's type see page 183

Bestellbeispiel / Ordering example

SA	25	LL	16	38	A	S1
SAMEC's Klemmgreifer	Durchmesser		32	maximale Blechtiefe	B	S...
SAMEC's pneumatic clamp	Bore Ø 25 mm	Spannerart	Breite beweglicher Finger	maximum depth for sheet metal gripping	Klemmbacken siehe Seite 157	Teile-Erkennungssensor
		Clamp's type	Mobile Finger's width		Steel block tips see page 157	siehe Seite 183
						Part presence sensor's type see page 183

Anwendungsbeispiel / Application example



SA25xxA/SA25xxB



SA25xxA
 Speziell-Klemmgreifer: SA25IC/IL/CC/CT/LL
 Variante "A": mit unten und oben anpaßbaren Klemmbacken
 Special Pneumatic Clamps: SA25IC/IL/CC/CT/LL
 Type "A": with upper and lower customizable steel block tips

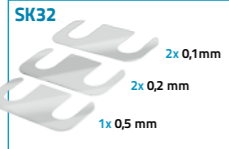


SA25xxB
 Speziell-Klemmgreifer: SA25IC/IL/CC/CT/LL
 Variante "B": nur mit unten anpaßbaren Klemmbacken
 Special Pneumatic Clamps: SA25IC/IL/CC/CT/LL
 Type "B": with only one customizable steel block tip on the lower jaw

anpaßbare Klemmbacken
 Customizable steel tips

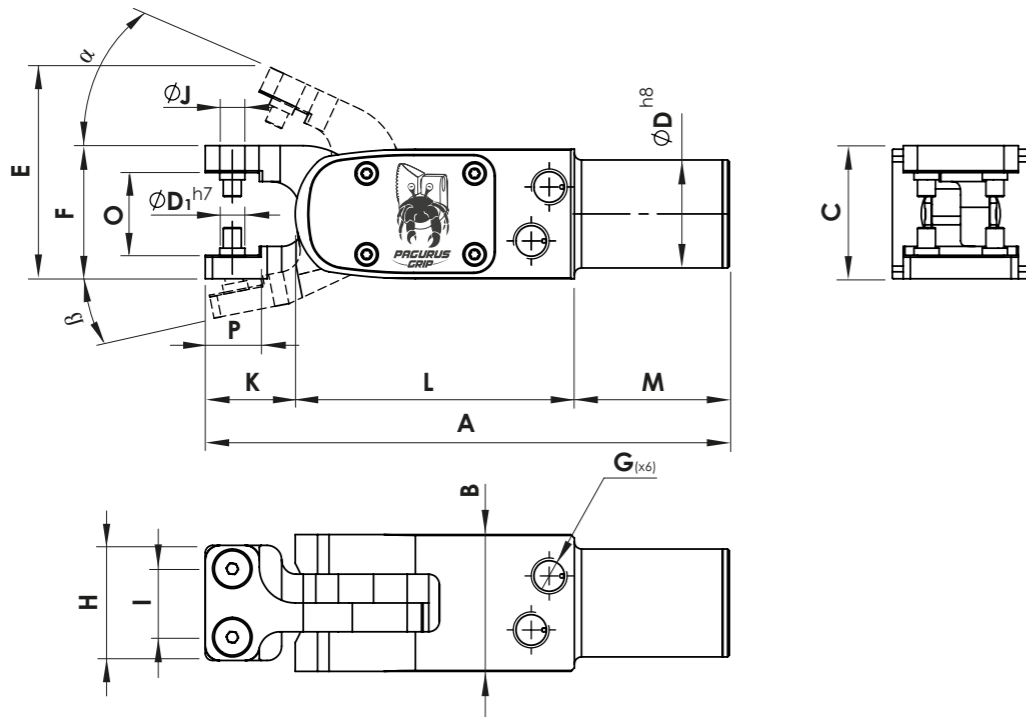



Abstimmplatte Kit
 Shim Kit



bitte das
 Zubehör separat
 bestellen

please order
 separately the
 accessories



Material: Ergal 7075 & Stahl
Behandlung: hartanodisiert und brüniert
Schrauben: 4x UNI 5933 Schrauben M5x16;
 4x Zentrierbuchse CC-20 enthalten
Abstimmplatte: 2x 0,5 mm enthalten

Material: Ergal 7075 & Steel
Treatment: Hard anodizing & Burnishing
Bolts: 4x UNI 5933 M5x16;
 4x Centering bushes CC-20 included
Shims: 2x 0,5 mm included

CODE*	A	B	C	ØD	ØD1	E	E1	F	G	H	I	ØJ	K	L	M	N	O	P
SA25CT3225A	146	38	36	30	7	70	--	38	1/8 G	32	19	5,5	25	78	43	...	24	15

*Zubehör/Konfigurationen
 For different accessories

siehe maß ab Seite 158
 see more at page 158

siehe maß ab Seite 160
 see more at page 160

Spannstift
 Screw Tips



unten Klemmbacken
 Lower steel tip

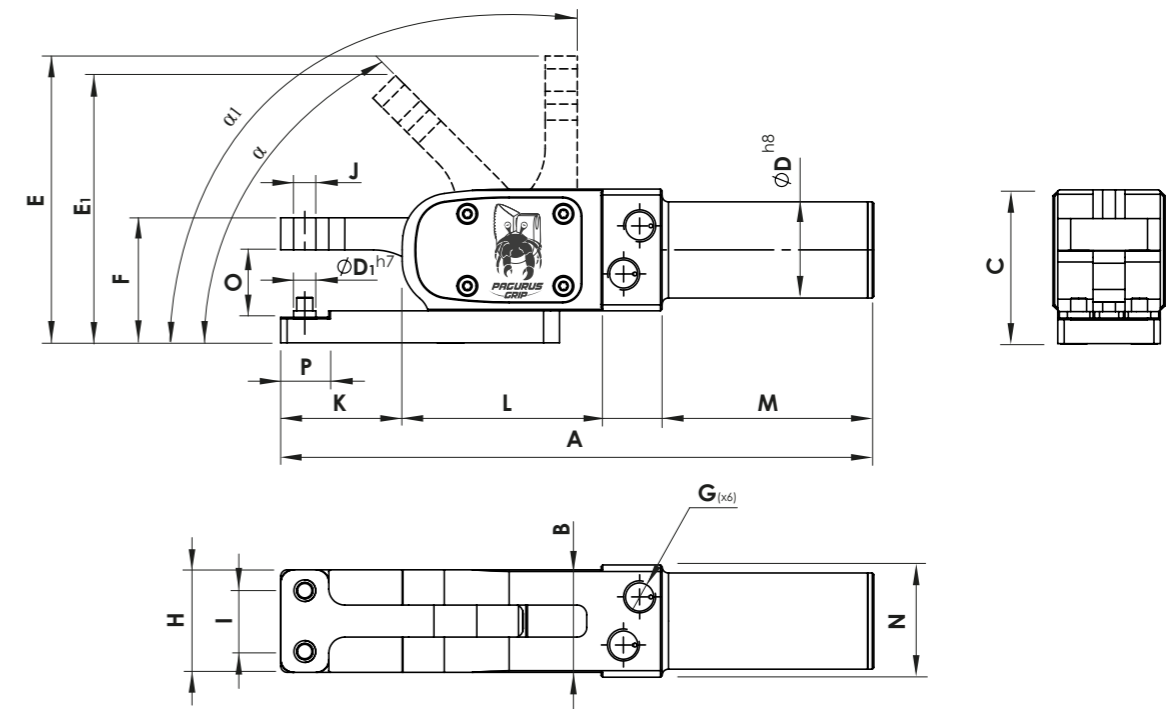


Abstimmplatte Kit
 Shim Kit



bitte das
 Zubehör separat
 bestellen

please order
 separately the
 accessories



Material: Ergal 7075 & Stahl
Behandlung: hartanodisiert und brüniert
Schrauben: 2 x UNI 5933 Schrauben M5x16;
 2 x Zentrierbuchse CC-20 enthalten
Abstimmplatte: 1 x 0,5 mm enthalten

Material: Ergal 7075 & Steel
Treatment: Hard anodizing & Burnishing
Bolts: 2 x UNI 5933 Screws M5x16;
 2 x Centering bushes CC-20 included
Shims: 1x 0,5 mm included


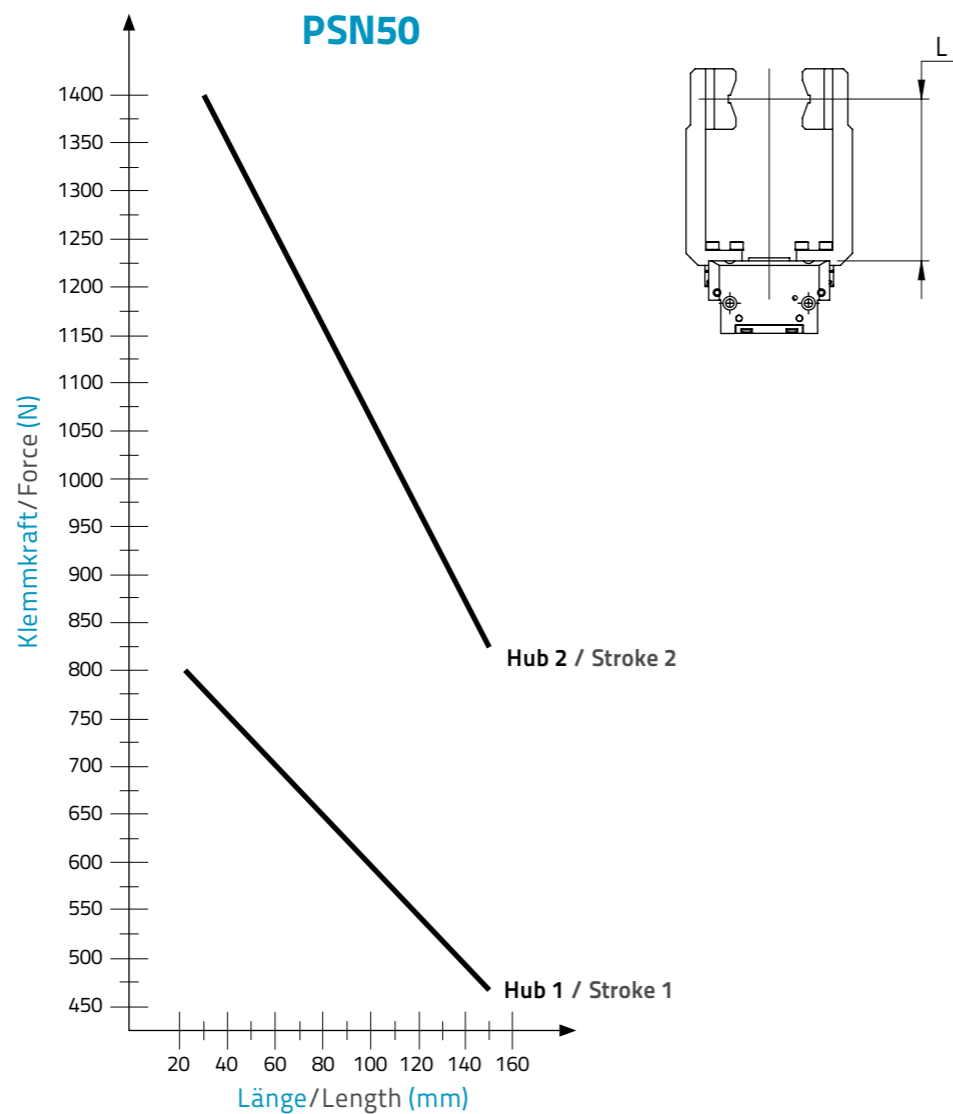
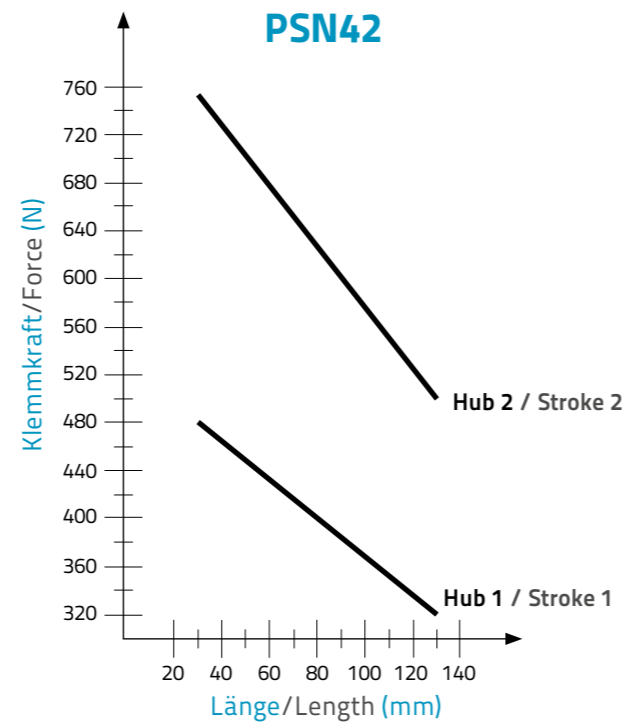
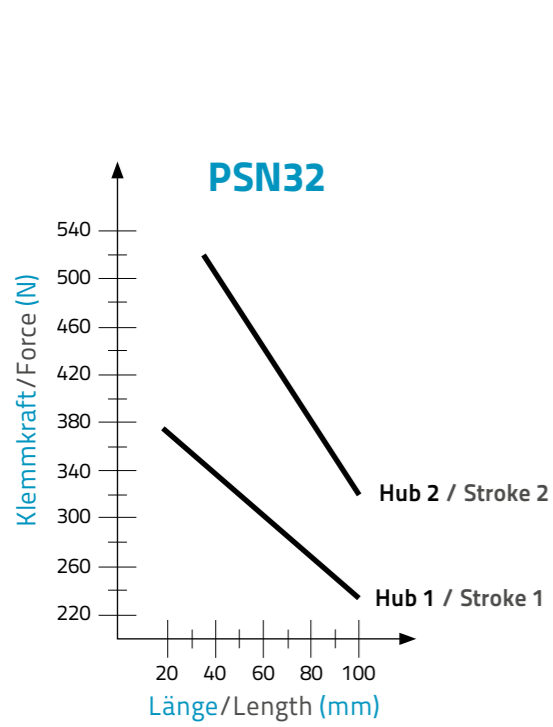
CODE*	A	B	C	ØD	ØD1	E	E1	F	G	H	I	ØJ	K	L	M	N	O	P
SA25IL3239B	185	32	48	30	7	89,5	83	39	1/8 G	32	19	M8	39	62	66	35	21,5	15

*Zubehör/Konfigurationen
 For different accessories

siehe maß ab Seite 158
 see more at page 158

siehe maß ab Seite 160
 see more at page 160

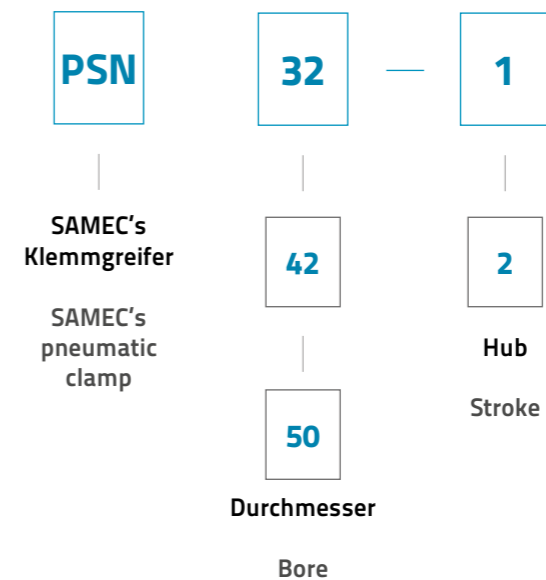
siehe maß ab Seite 162
 see more at page 162

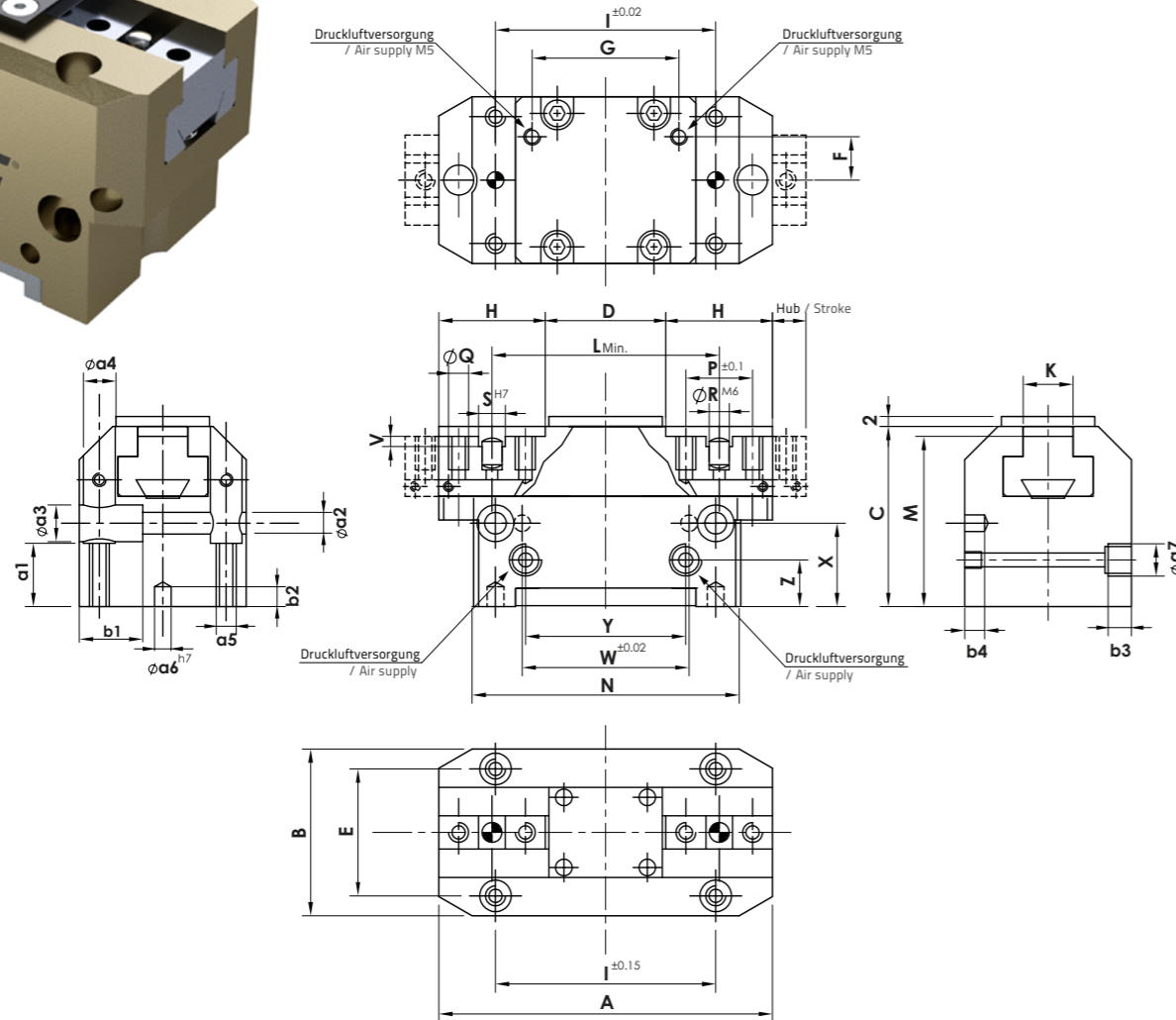



PSN32/42/50

Spannerart / Type	PSN32	PSN42	PSN50
Durchmesser / Bore	32	42	50
Hub 1 / Stroke 1	8	10	13
Hub 2 / Stroke 2	4	5	6,5
Hub 1 getragen Gewicht / Stroke 1 transported weight (kg)	1,8	2,8	4,5
Hub 2 getragen Gewicht / Stroke 2 transported weight (kg)	3,6	5,6	9
Gewicht / Weight (kg)	0,45	0,71	1,2

Bestellbeispiel / Ordering example



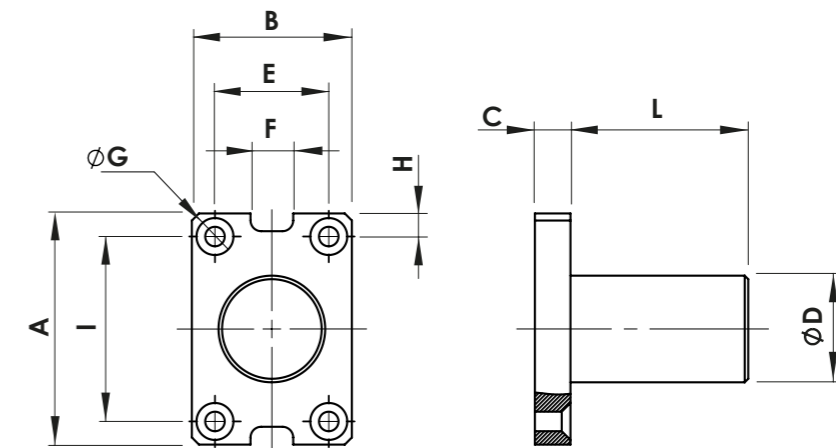



Material: Ergal 7075 & Stahl
Behandlung: hartanodisiert und brüniert

Material: Ergal 7075 & Steel
Treatment: Hard anodizing & Burnishing

CODE	A	B	C	D	E	F	G	H	I	K	L _{min.}	M	N	P	ØQ	ØR	S	V	W	X	Y	Z
PSN32	80	42	48	30	32	9	36	25	52	12,5	54	45	64	16	M5	5	6	3	40	20	40	10
PSN42	100	50	54	36	38	13	44	32	66	14,5	68	51	80	20	M6	6	8	3,5	50	25	48	14
PSN50	125	60	62	45	45	14	56	40	82	16,5	84	59	100	24	M6	6	8	3,5	60	30	61	15

CODE	a1	Øa2	Øa3	Øa4	a5	Øa6	Øa7	b1	b2	b3	b4
PSN32	12	5,1	9	7,6	M5	4	M5	16	6	6	6
PSN42	19	6,5	11	9,1	M6	5	R1/8"	19	6	7	6
PSN50	21	9	15	11	M8	6	R1/8"	28	8	7	8

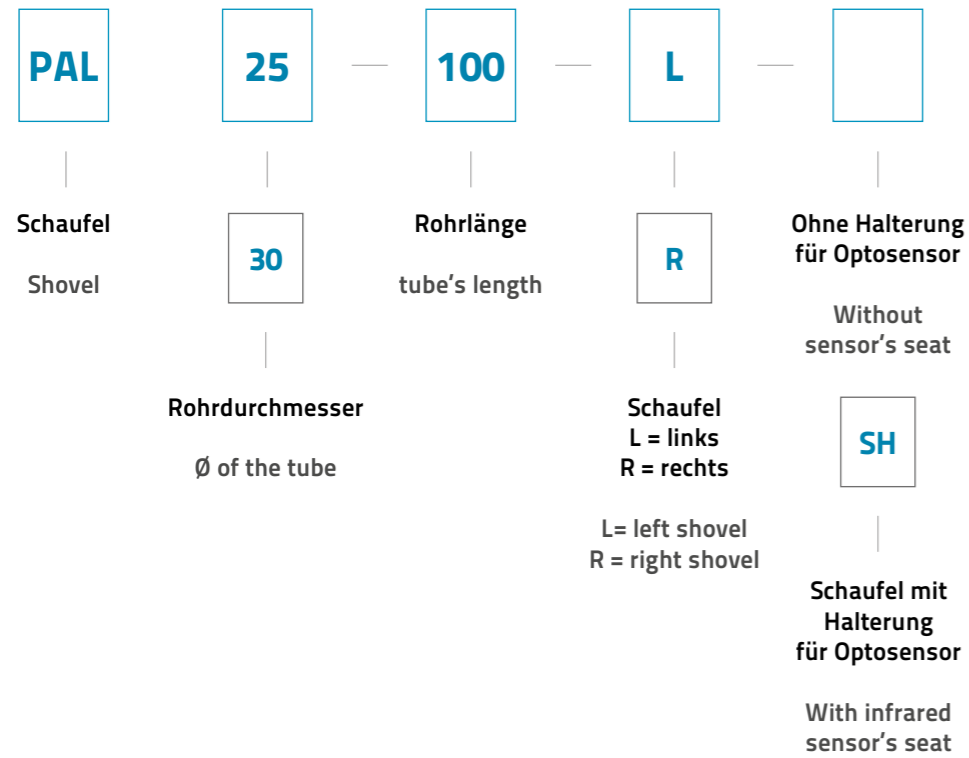


Material: Aluminium 6082

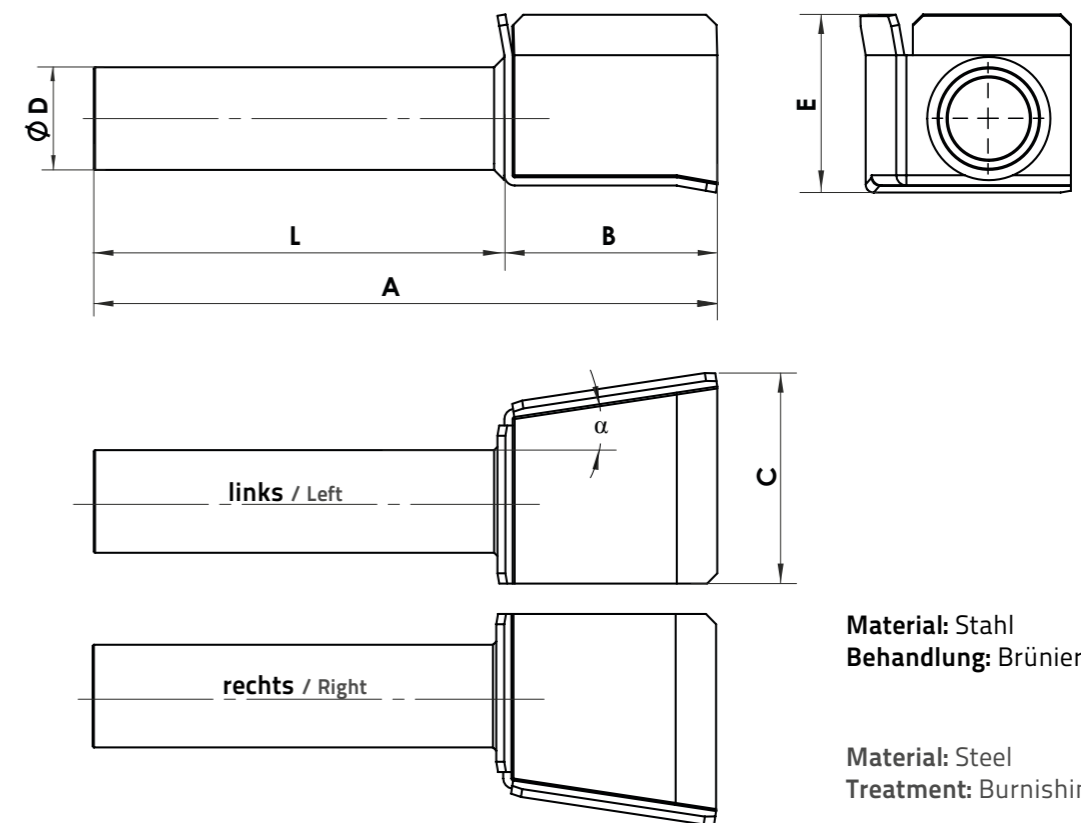

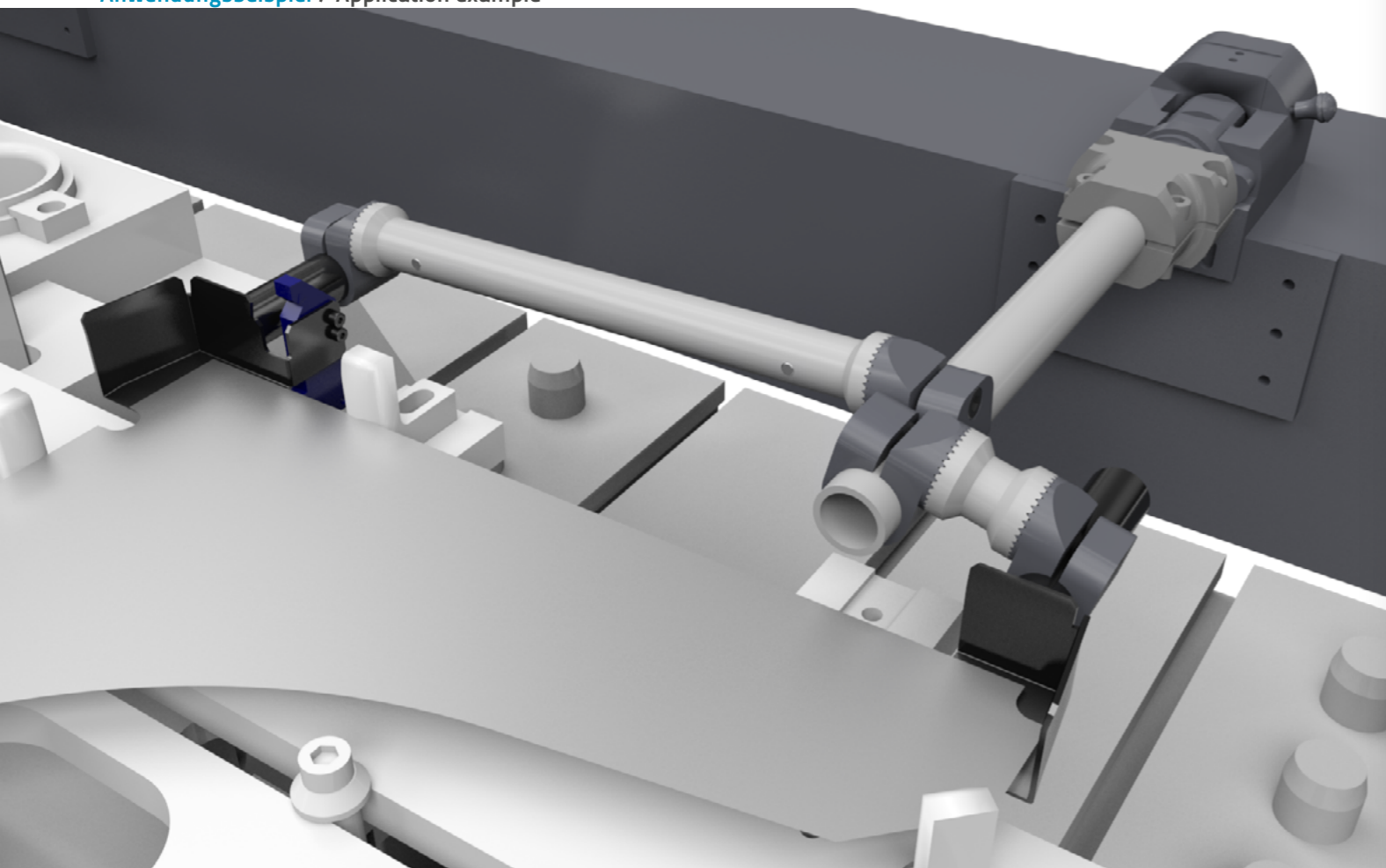
Material: Aluminium 6082

CODE	A	B	C	ØD	E	F	ØG	H	I	L (mm)	Gewicht/Weight (kg)
CP30-PSN32-L	65	45	10	30	32	12	5,5	5	52	80	0,22
CP30-PSN42-L	80	50	10	30	38	--	6,5	7	66	80	0,25
CP30-PSN50-L	100	60	10	30	45	--	8,5	9	82	80	0,30

Bestellbeispiel / Ordering example



Anwendungsbeispiel / Application example



CODE	A	B	C	$\emptyset D$	E	F	G	L	α	Gewicht / Weight (kg)	Bemerkungen / Note
PAL25-100-L	152	52	51	25	43	--	--	100	6°	0,23	
PAL25-100-R	152	52	51	25	43	--	--	100	6°	0,23	
PAL30-100-L	152	52	51	30	43	--	--	100	6°	0,26	
PAL30-100-R	152	52	51	30	43	--	--	100	6°	0,26	

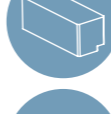
mechanisches Zubehör für Klemmgreifer

Mechanical Accessories for Pneumatic Clamps

	SR-ICL1524/1539 - Unterbacke / Fixed Jaw	pag. 142
	SR-ICL3224/3239 - Unterbacke / Fixed Jaw	pag. 143
	SR-ICL5524/5539 - Unterbacke / Fixed Jaw	pag. 144
	SR-ICL15K30/45/60 - Abgewinkelte Unterbacke / Inclined Fixed Jaw	pag. 145
	SR-ICL32K30/45/60 - Abgewinkelte Unterbacke / Inclined Fixed Jaw	pag. 148
	SR-ICL32K90 - Abgewinkelte Unterbacke / Inclined Fixed Jaw	pag. 151
	SR-LL1638 - Unterbacke / Fixed Jaw	pag. 152
	SR-LL3238 - Unterbacke / Fixed Jaw	pag. 153
	SR-ICL1524B/1539B - Unterbacke mit Klemmbacken Sitz / Fixed Jaw with seat for steel block tip	pag. 154
	SR-ICL3224B/3239B - Unterbacke mit Klemmbacken Sitz / Fixed Jaw with seat for steel block tip	pag. 155
	SR-ICL5524B/5539B - Unterbacke mit Klemmbacken Sitz / Fixed Jaw with seat for steel block tip	pag. 156
	TMIS15 - anpaßbare Klemmbacken / Customizable steel tips	pag. 157

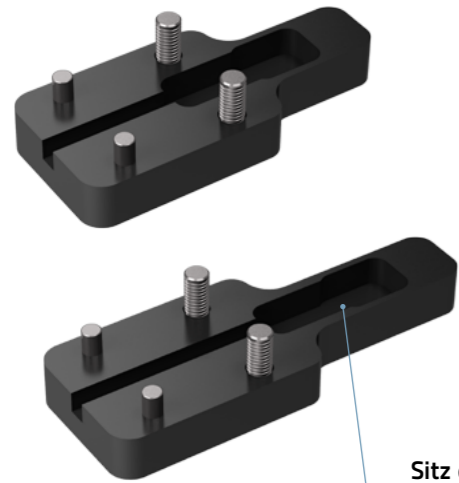
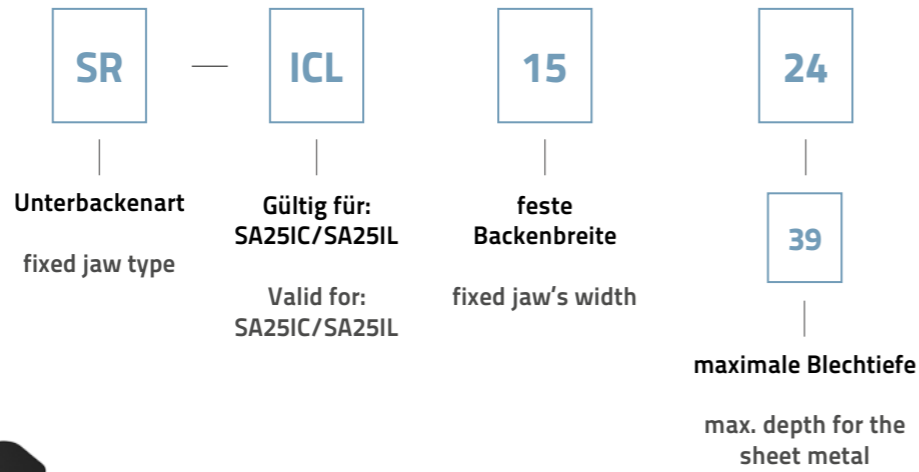
mechanisches Zubehör für Klemmgreifer

Mechanical Accessories for Pneumatic Clamps

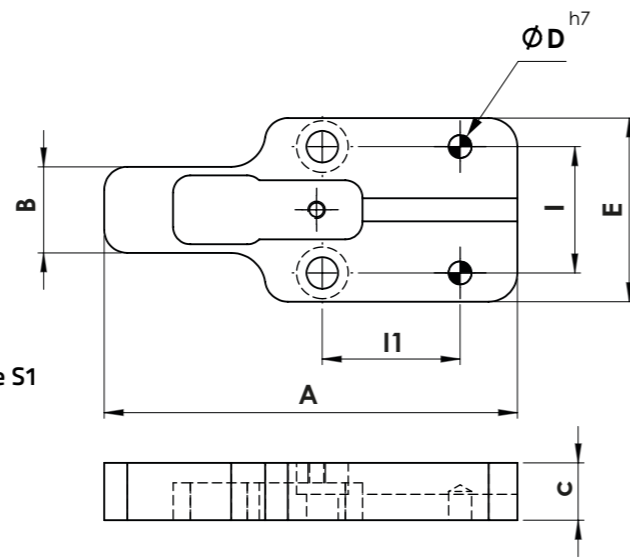
	TMS32 - anpaßbare oben Klemmbacke / Customizable upper steel tip	pag. 158
	TMI32 - anpaßbare unten Klemmbacke / Customizable lower steel tip	pag. 158
	TMS55 - anpaßbare oben Klemmbacke / Customizable upper steel tip	pag. 159
	TMI55 - anpaßbare unten Klemmbacke / Customizable lower steel tip	pag. 159
	SK15/32/55 - Abstimmplatte Kit / Shim Kit	pag. 160
	CC-20 - Zentrierbuchsen / Centering Bushes	pag. 161
	PA/PB - Spannstift mit geriffelter Gelenkkugel / Swinging Toothed Ball Screw	pag. 162
	PC/PD - Spannstift mit Spitze / Point Screw Tip	pag. 163
	PE/PF - Spannstift mit flacher Kugel / Flat Ball-ended Screw Tip	pag. 163
	PG/PH - Spannstift mit Kugel / Ball-ended Screw Tip	pag. 164
	PQ - trichterförmig beweglicher Spannstift / Swinging Funnel shaped Screw Tip	pag. 166
	PR/PS - Spannstift mit Gummidruckstück / Rubber Ended Screw	pag. 166
	SHP-CCT25 - Zentrierteile / Sheet Centering	pag. 167

SR-ICL

Bestellbeispiel
Ordering example



Sitz des Sensors - Variante S1
/ Sensor's seat - type S1

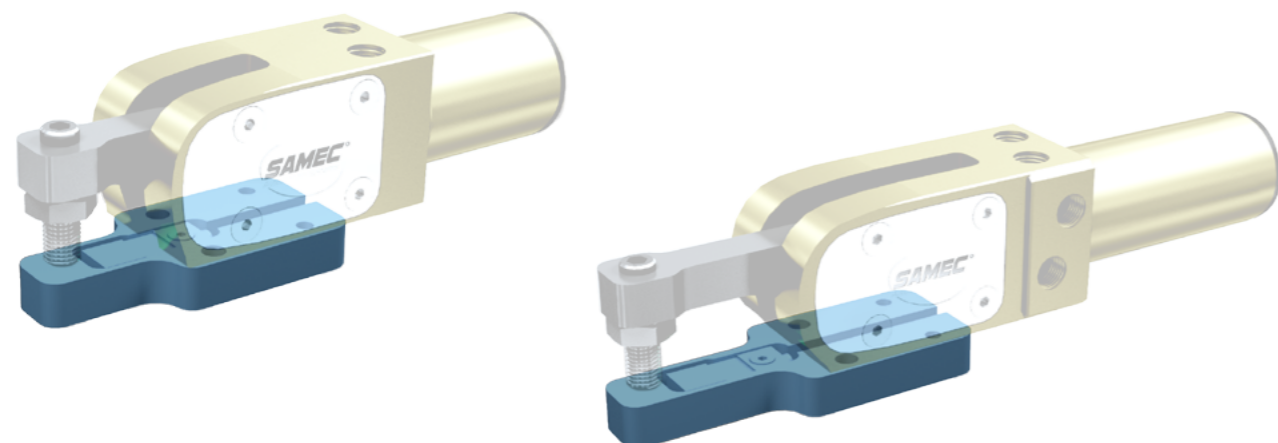


Material: Stahl
Behandlung: brüniert
Schrauben: enthalten

Material: Steel
Treatment: Burnishing
Bolts: Included


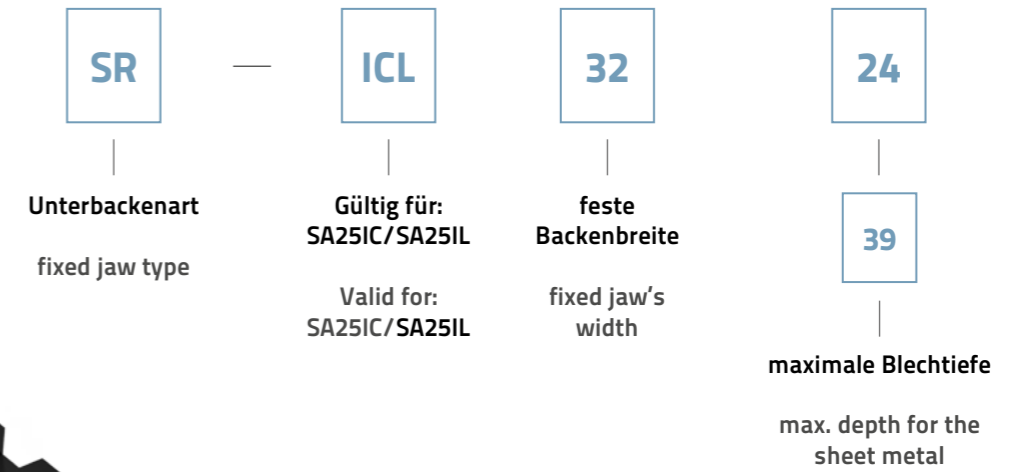
CODE	A	B	C	ØD	E	I	I1	F	Gewicht / Weight (kg)	Bemerkungen / Note
SR-ICL1524	72	15	10	4	32	22	24	...	0,11	
SR-ICL1539	87	15	10	4	32	22	24	...	0,13	

Anwendungsbeispiel / Application example

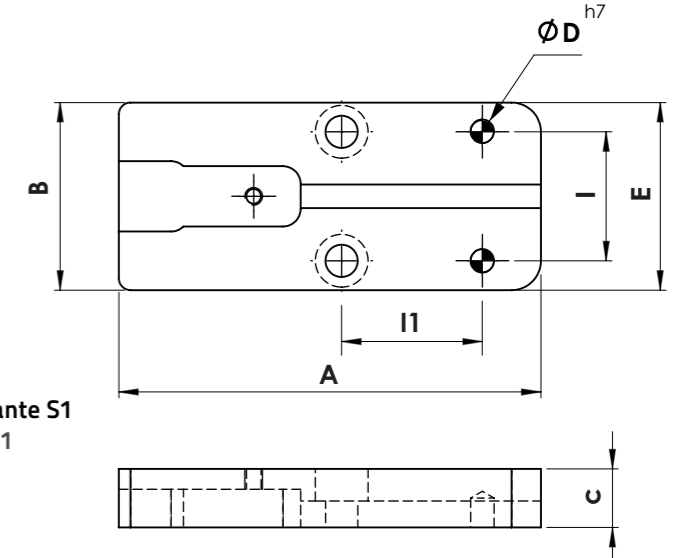


SR-ICL

Bestellbeispiel
Ordering example



Sitz des Sensors - Variante S1
/ Sensor's seat - type S1

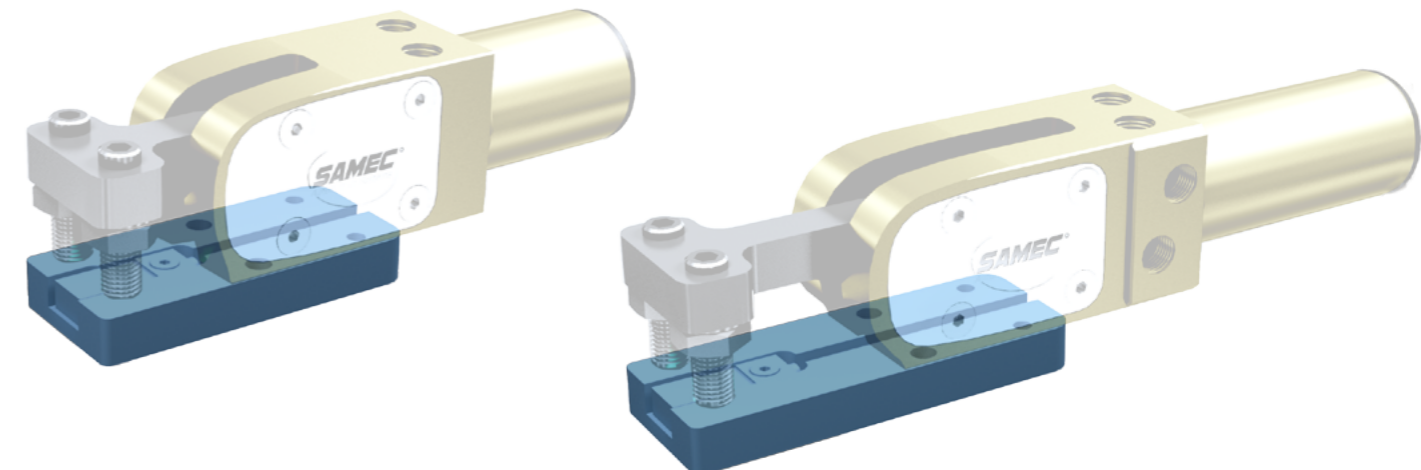


Material: Stahl
Behandlung: brüniert
Schrauben: enthalten

Material: Steel
Treatment: Burnishing
Bolts: Included


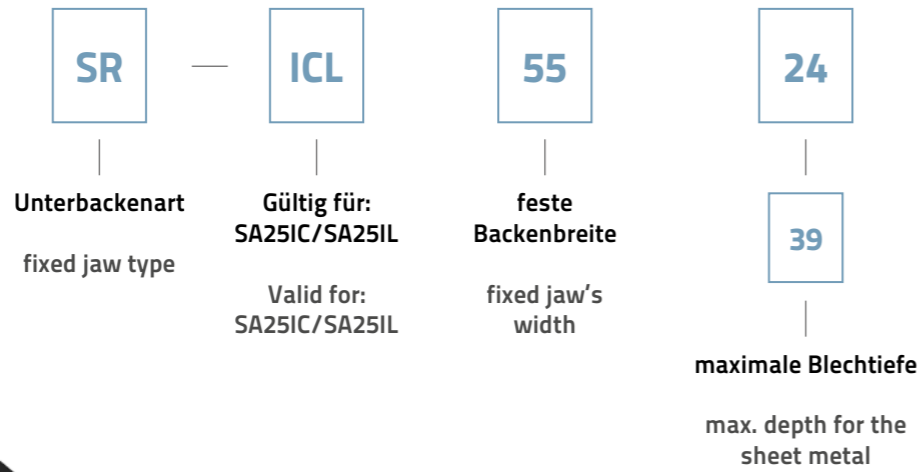
CODE	A	B	C	ØD	E	I	I1	F	Gewicht / Weight (kg)	Bemerkungen / Note
SR-ICL3224	72	32	10	4	32	22	24	...	0,15	
SR-ICL3239	87	32	10	4	32	22	24	...	0,18	

Anwendungsbeispiel / Application example

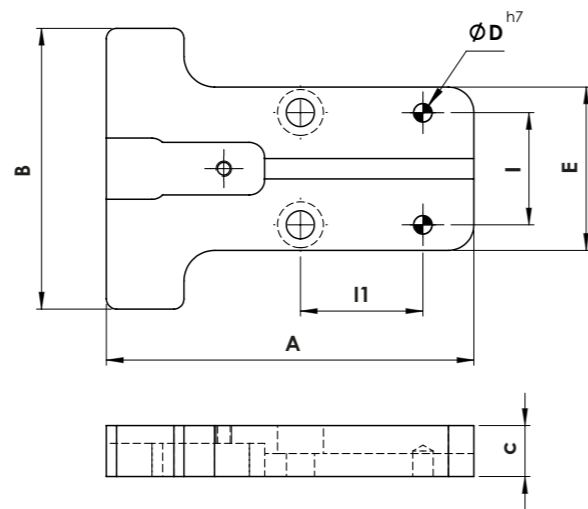
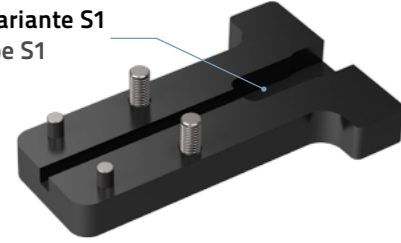


SR-ICL

Bestellbeispiel
Ordering example



Sitz des Sensors - Variante S1
/ Sensor's seat - type S1

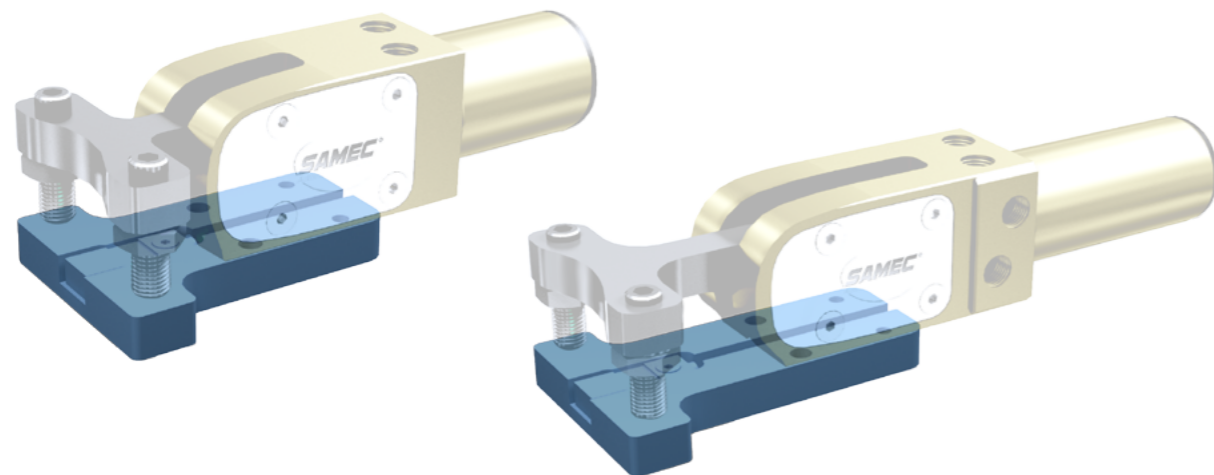


Material: Stahl
Behandlung: brüniert
Schrauben: enthalten

Material: Steel
Treatment: Burnishing
Bolts: Included

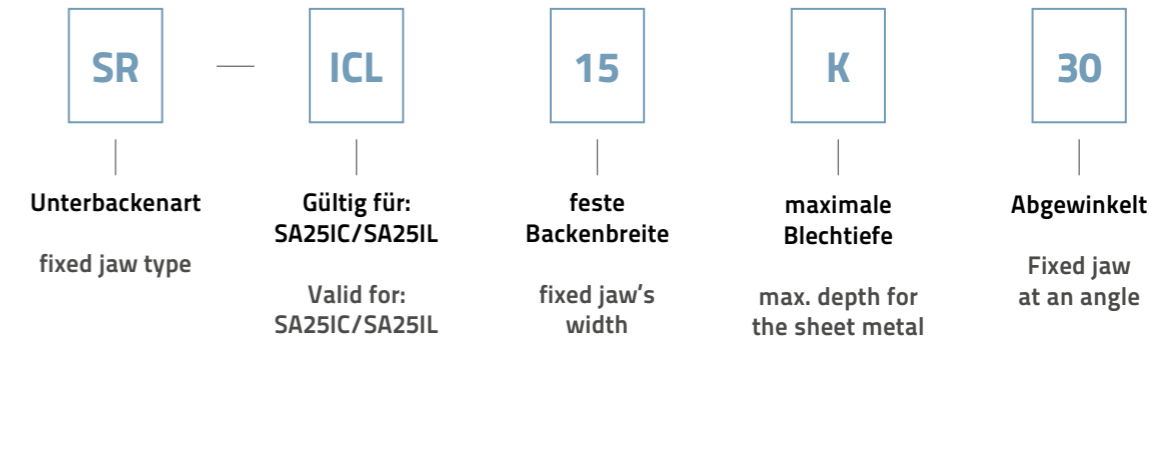
CODE	A	B	C	ØD	E	I	I1	F	Gewicht / Weight (kg)	Bemerkungen / Note
SR-ICL5524	72	55	10	4	32	22	24	...	0,17	
SR-ICL5539	87	55	10	4	32	22	24	...	0,21	

Anwendungsbeispiel / Application example

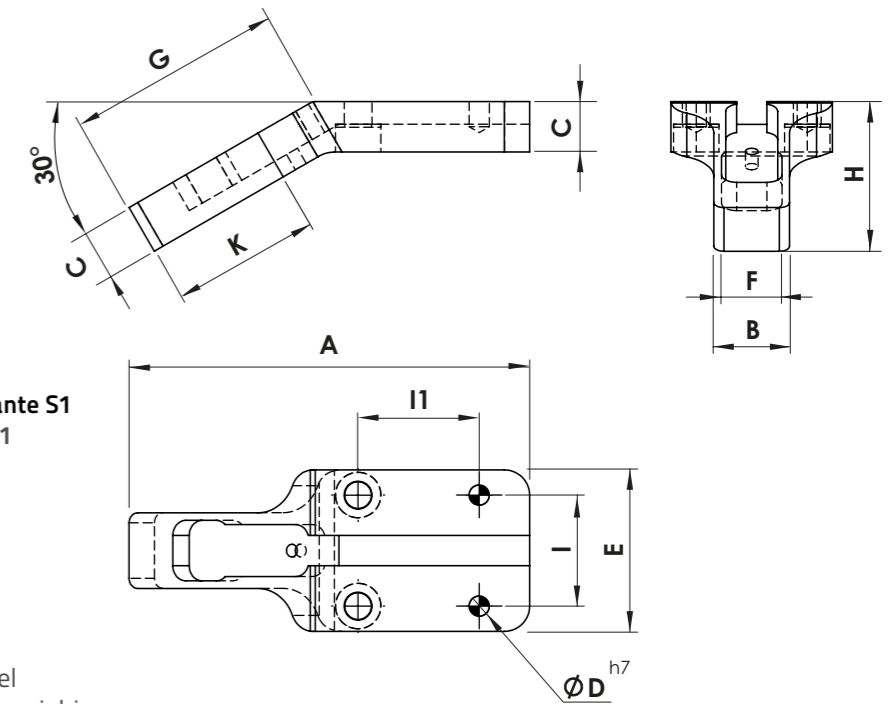


SR-ICL

Bestellbeispiel
Ordering example



Sitz des Sensors - Variante S1
/ Sensor's seat - type S1



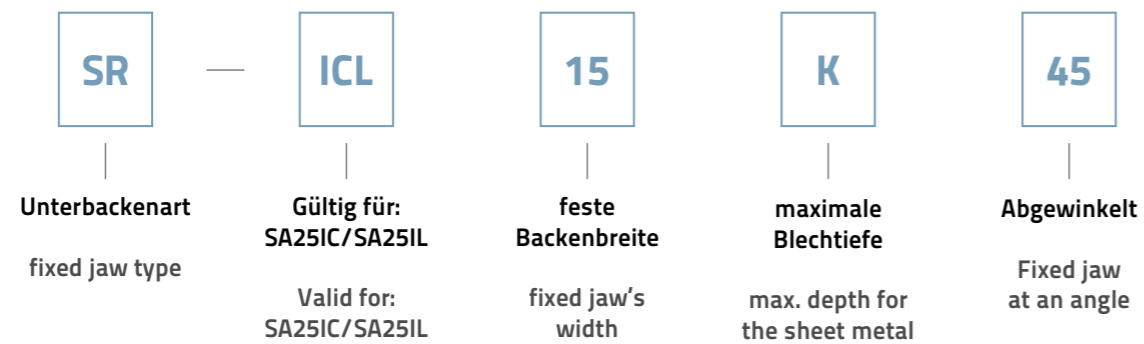
Material: Stahl
Behandlung: brüniert
Schrauben: enthalten

Material: Steel
Treatment: Burnishing
Bolts: Included

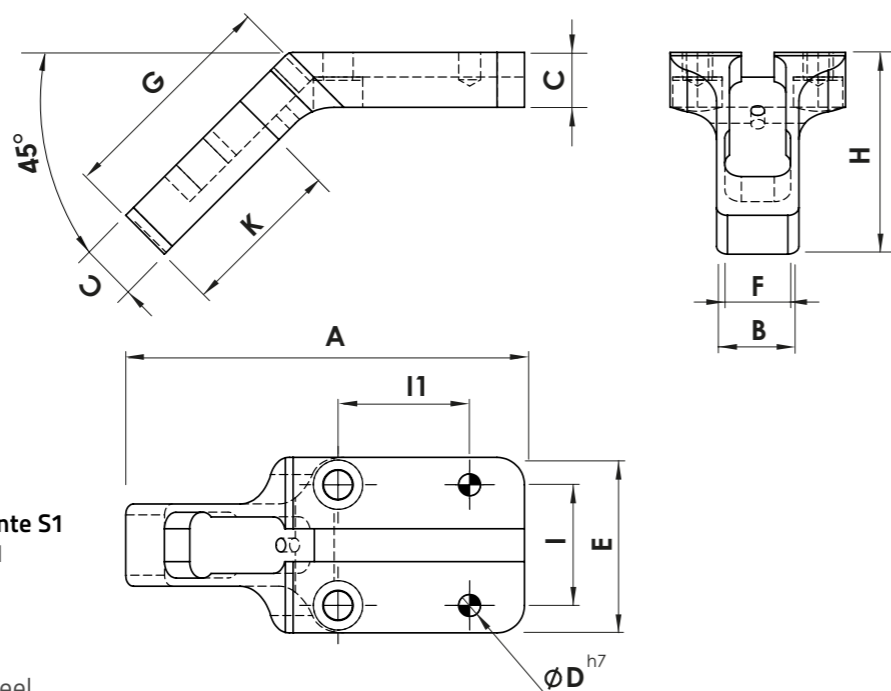
CODE	A	B	C	ØD	E	F	G	H	I	I1	K	Gewicht / Weight (kg)
SR-ICL15K30	79	15	10	4	32	12	42,5	29,7	22	24	29,5	0,13

SR-ICL

Bestellbeispiel
Ordering example



Sitz des Sensors - Variante S1
/ Sensor's seat - type S1



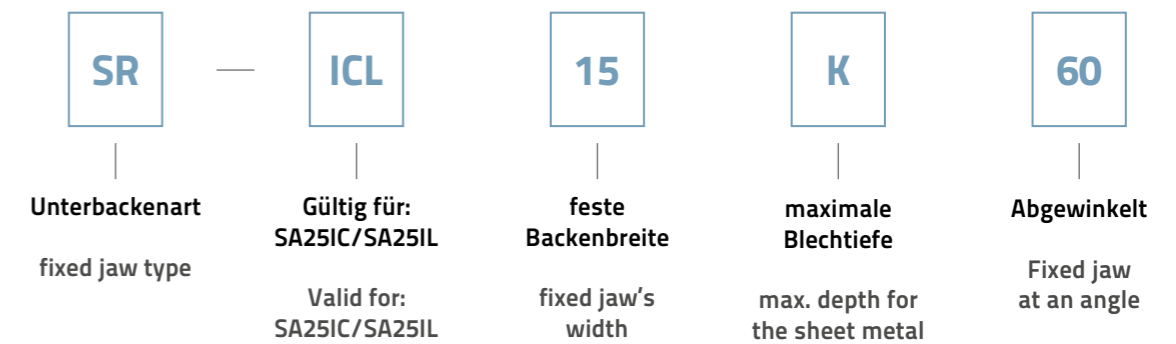
Material: Stahl
Behandlung: brüniert
Schrauben: enthalten

Material: Steel
Treatment: Burnishing
Bolts: Included

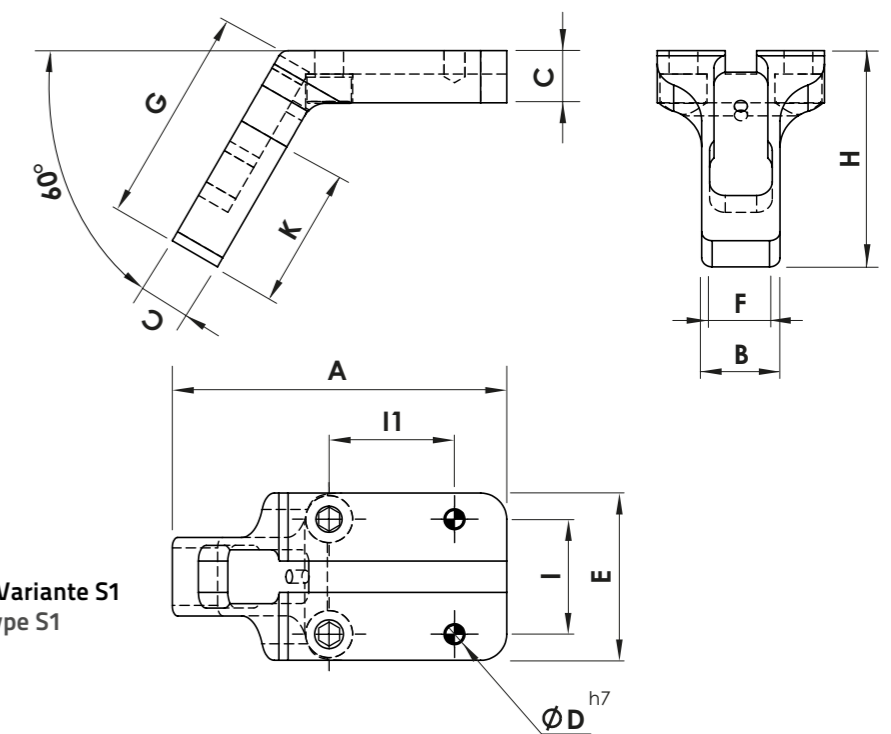
CODE	A	B	C	ØD	E	F	G	H	I	I1	K	Gewicht / Weight (kg)
SR-ICL15K45	73	15	10	4	32	12	42	37	22	24	29,5	0,13

SR-ICL

Bestellbeispiel
Ordering example



Sitz des Sensors - Variante S1
/ Sensor's seat - type S1



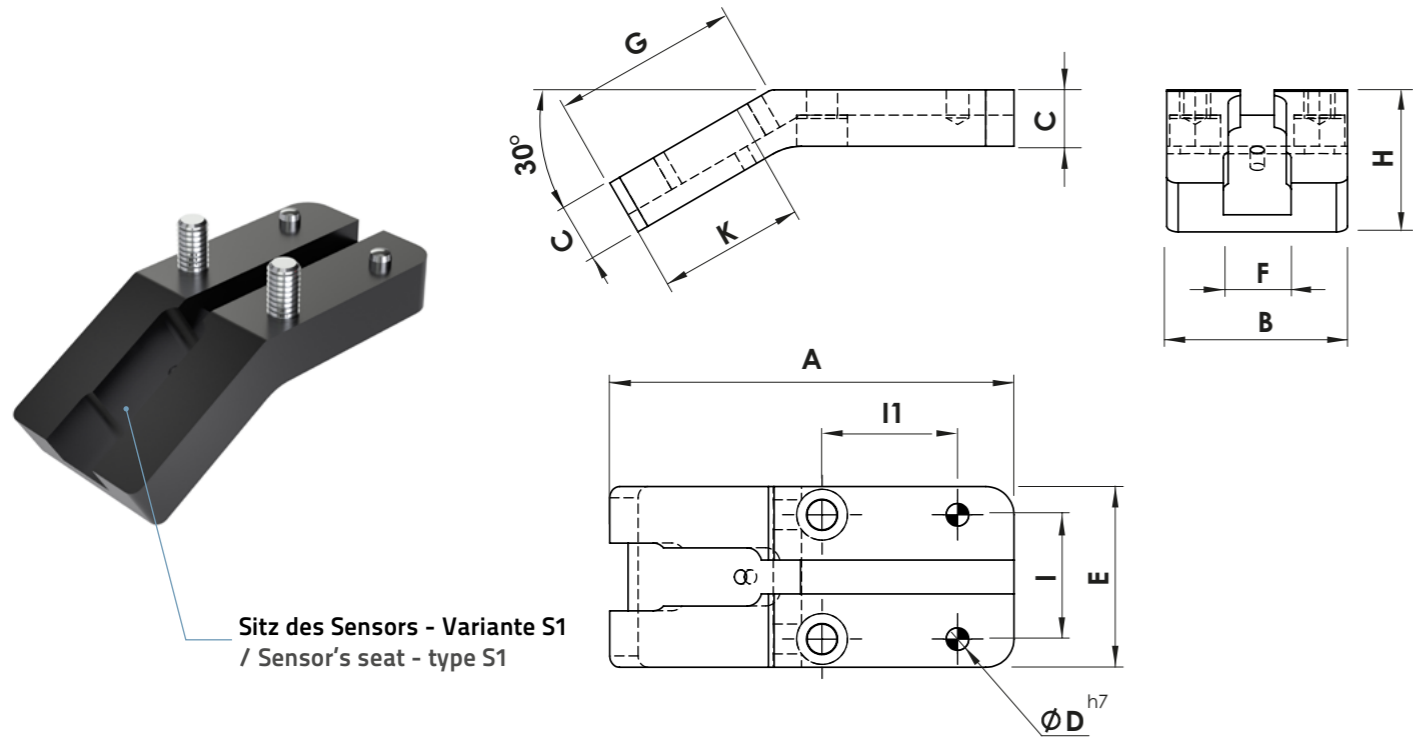
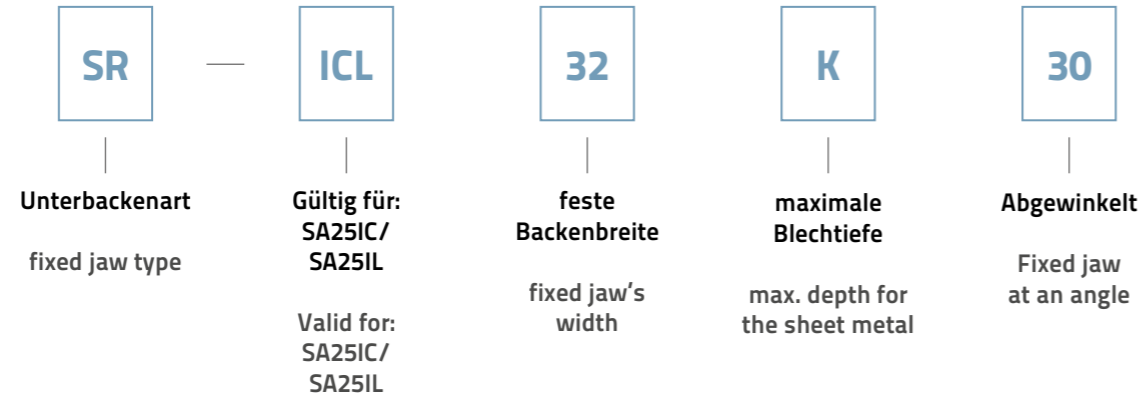
Material: Stahl
Behandlung: brüniert
Schrauben: enthalten

Material: Steel
Treatment: Burnishing
Bolts: Included

CODE	A	B	C	ØD	E	F	G	H	I	I1	K	Gewicht / Weight (kg)
SR-ICL15K60	64	15	10	4	32	12	41	41	22	24	26,5	0,13

SR-ICL

Bestellbeispiel
Ordering example



Material: Stahl
Behandlung: brüniert
Schrauben: enthalten

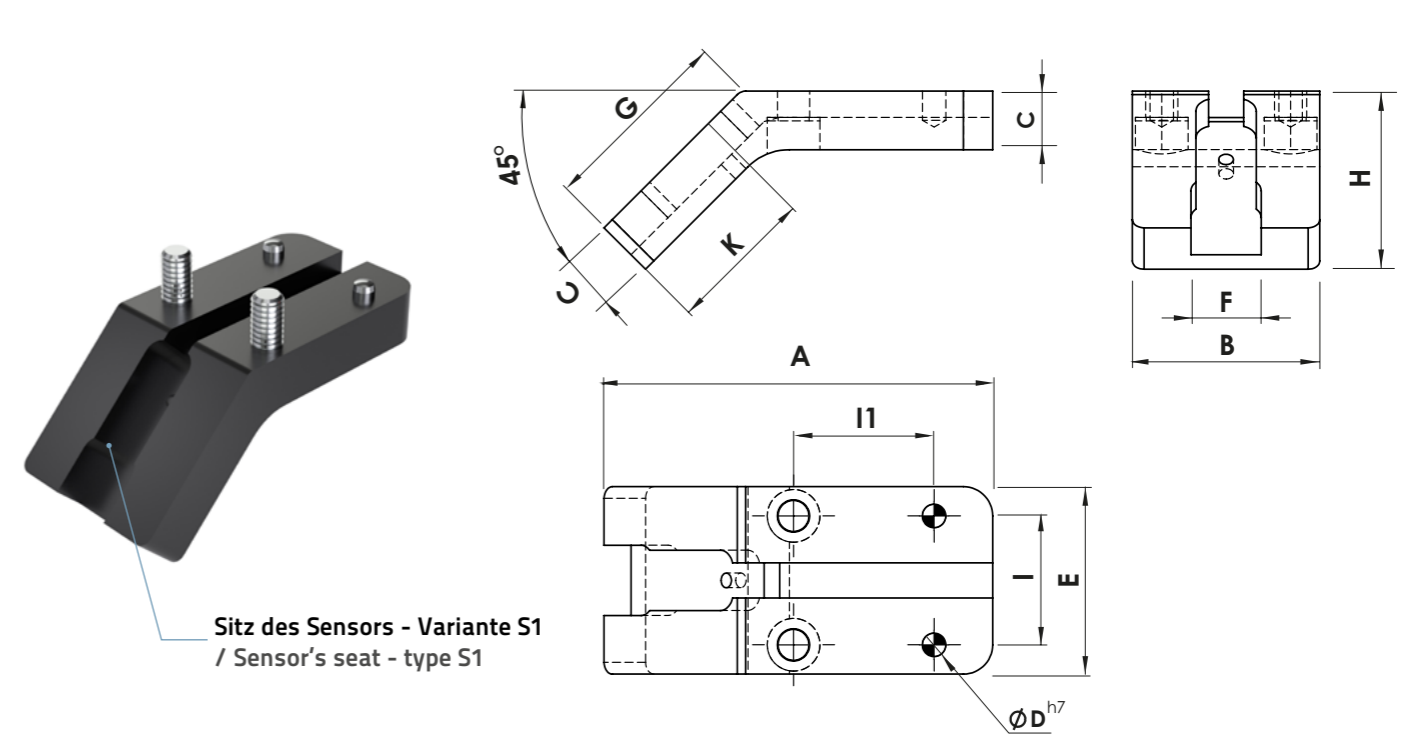
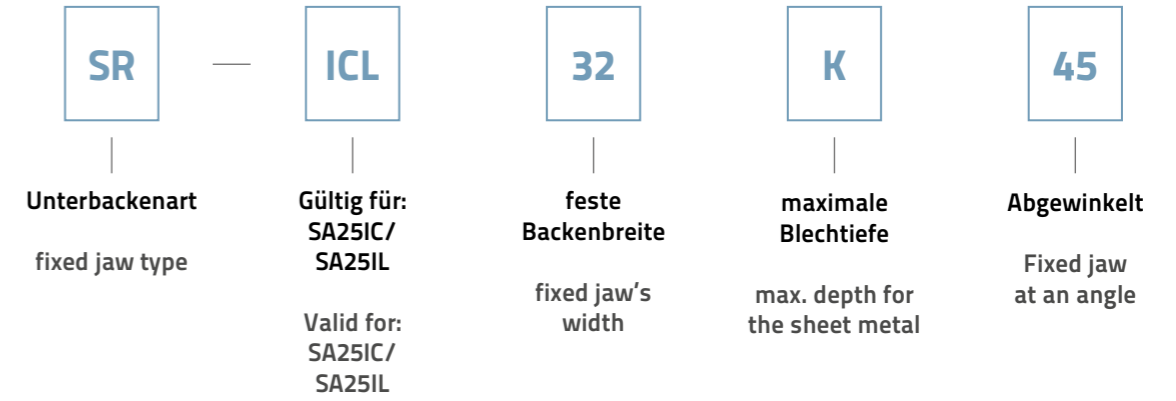
Material: Steel
Treatment: Burnishing
Bolts: Included

CODE	A	B	C	ØD	E	F	G	H	I	I1	K	Gewicht / Weight (kg)
SR-ICL32K30	72	32	10	4	32	12	32	25	22	24	28	0,16



SR-ICL

Bestellbeispiel
Ordering example



Material: Stahl
Behandlung: brüniert
Schrauben: enthalten

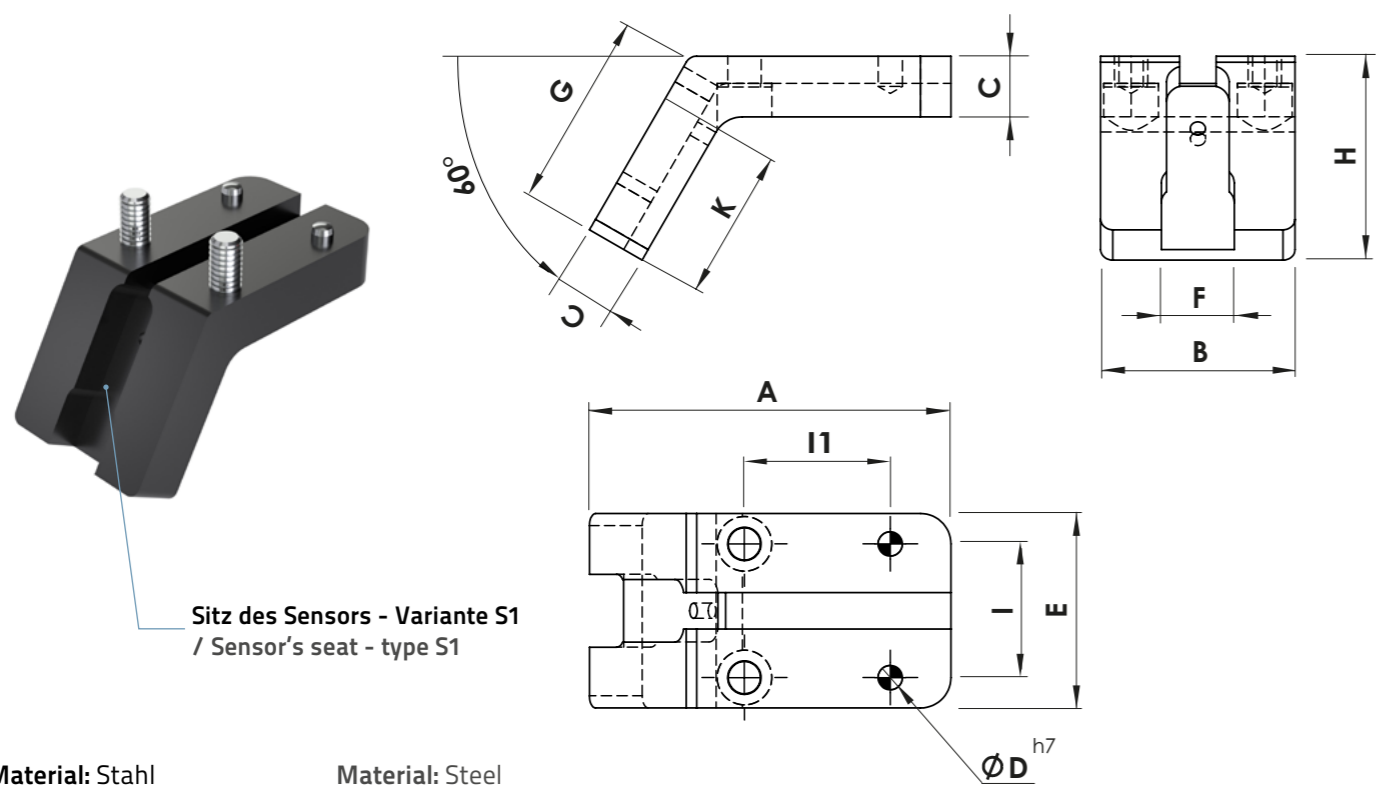
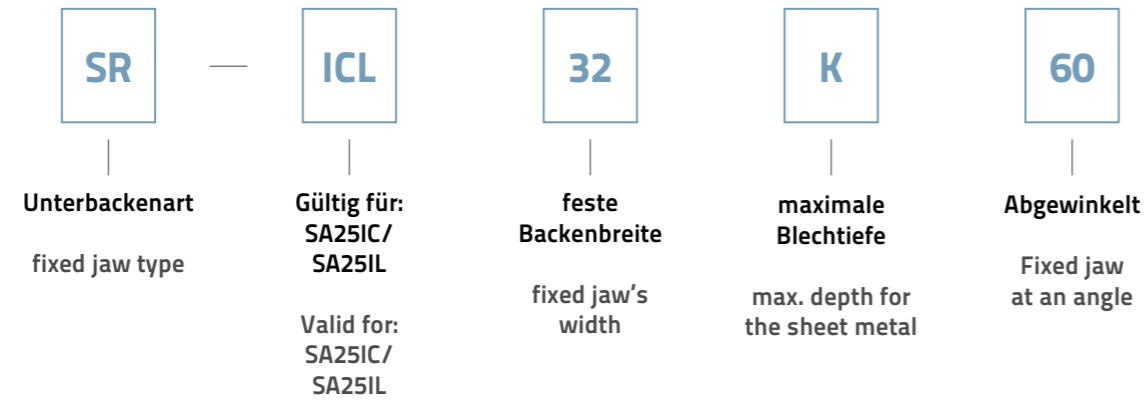
Material: Steel
Treatment: Burnishing
Bolts: Included

CODE	A	B	C	ØD	E	F	G	H	I	I1	K	Gewicht / Weight (kg)
SR-ICL32K45	66	32	10	4	32	12	32	30	22	24	28	0,16



SR-ICL

Bestellbeispiel
Ordering example



Sitz des Sensors - Variante S1
/ Sensor's seat - type S1

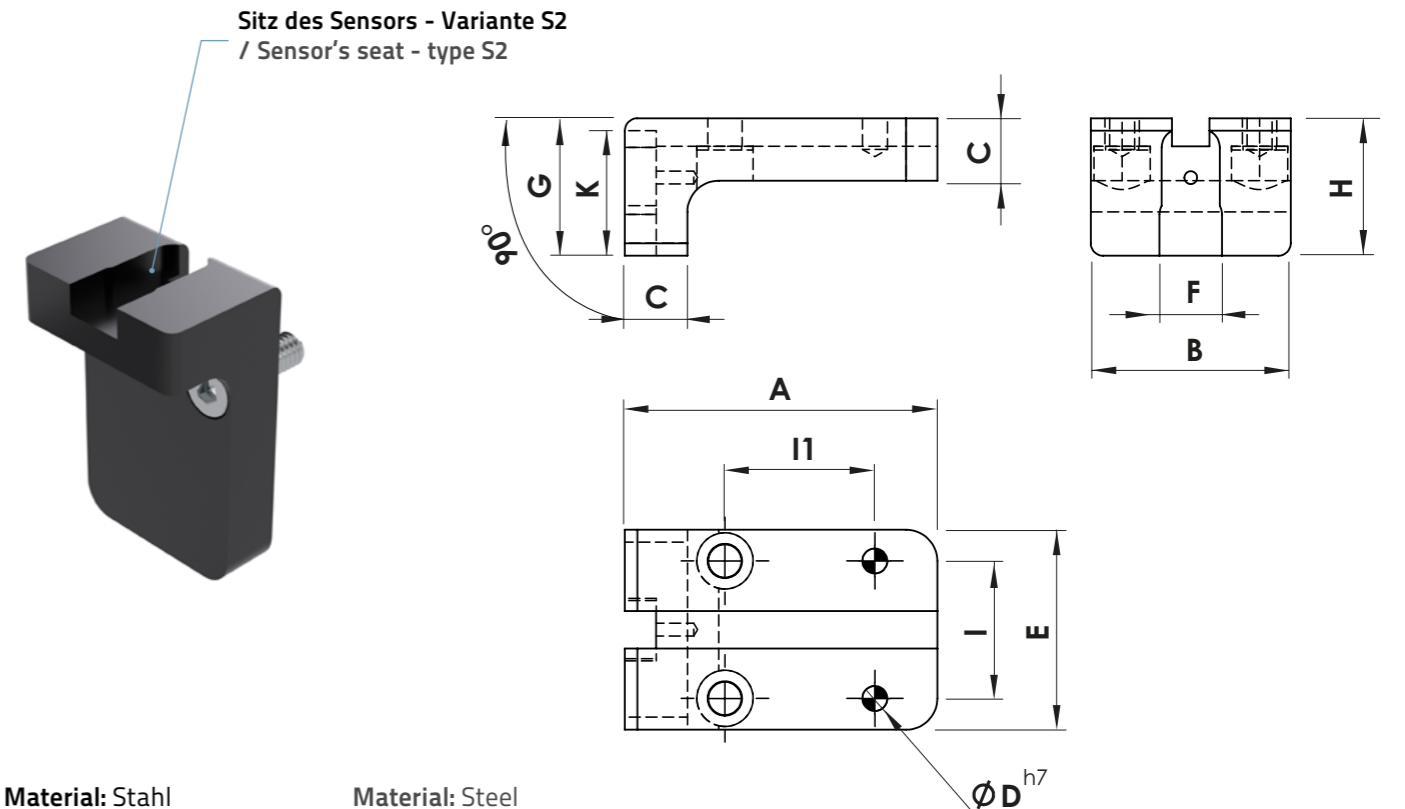
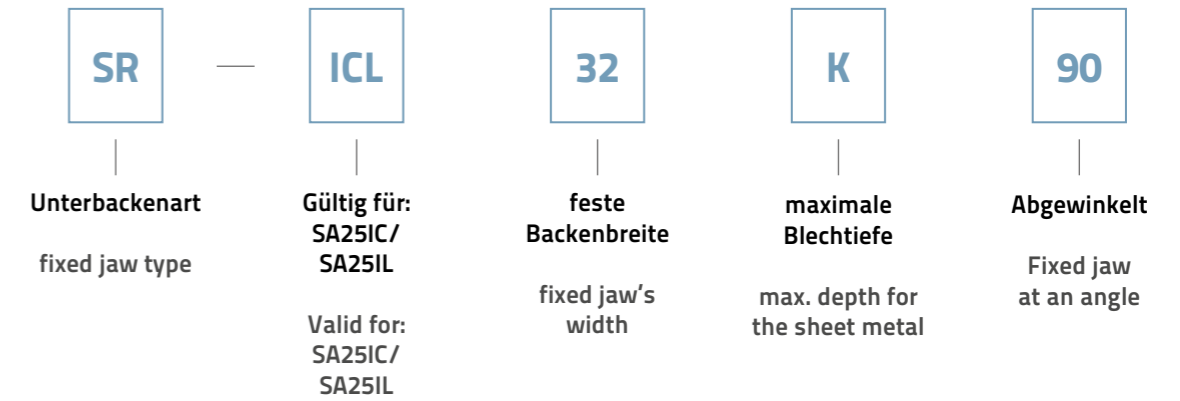
Material: Stahl
Behandlung: brüniert
Schrauben: enthalten

Material: Steel
Treatment: Burnishing
Bolts: Included

CODE	A	B	C	ØD	E	F	G	H	I	I1	K	Gewicht / Weight (kg)
SR-ICL32K60	59,5	32	10	4	32	12	32	34	22	24	28	0,16

SR-ICL

Bestellbeispiel
Ordering example



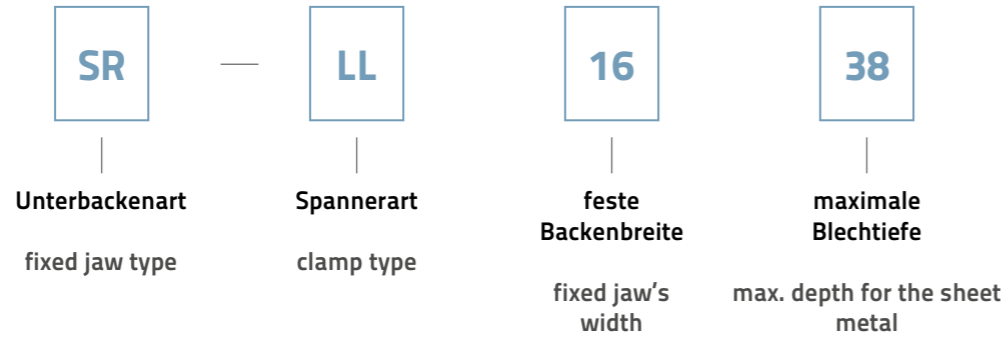
Sitz des Sensors - Variante S2
/ Sensor's seat - type S2

Material: Stahl
Behandlung: brüniert
Schrauben: enthalten

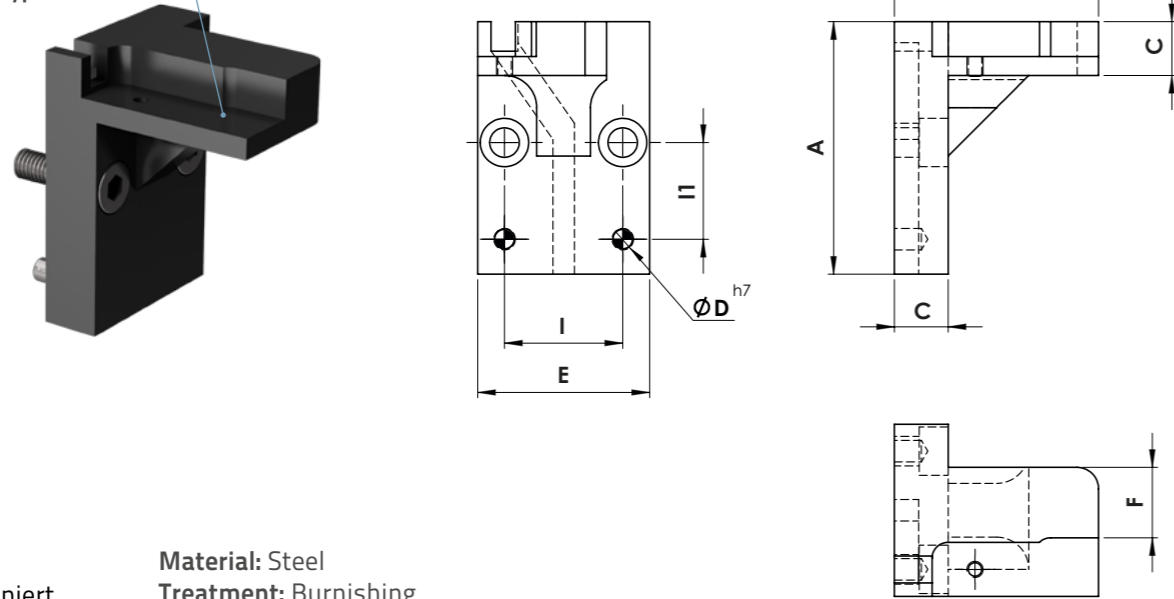
Material: Steel
Treatment: Burnishing
Bolts: Included

CODE	A	B	C	ØD	E	F	G	H	I	I1	K	Gewicht / Weight (kg)
SR-ICL32K90	50	32	10	4	32	12	22	22	22	24	20	0,14

Bestellbeispiel
Ordering example



Sitz des Sensors - Variante S1
/ Sensor's seat - type S1




Material: Stahl
Behandlung: brüniert
Schrauben: enthalten

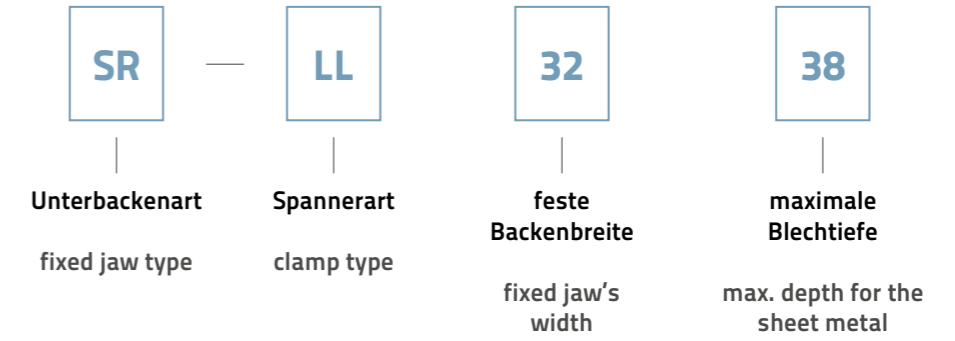
Material: Steel
Treatment: Burnishing
Bolts: Included

CODE	A	B	C	ØD	E	I	I1	F	Gewicht / Weight (kg)	Bemerkungen / Note
SR-LL1638	47	38	10	4	32	22	18	13	0,15	

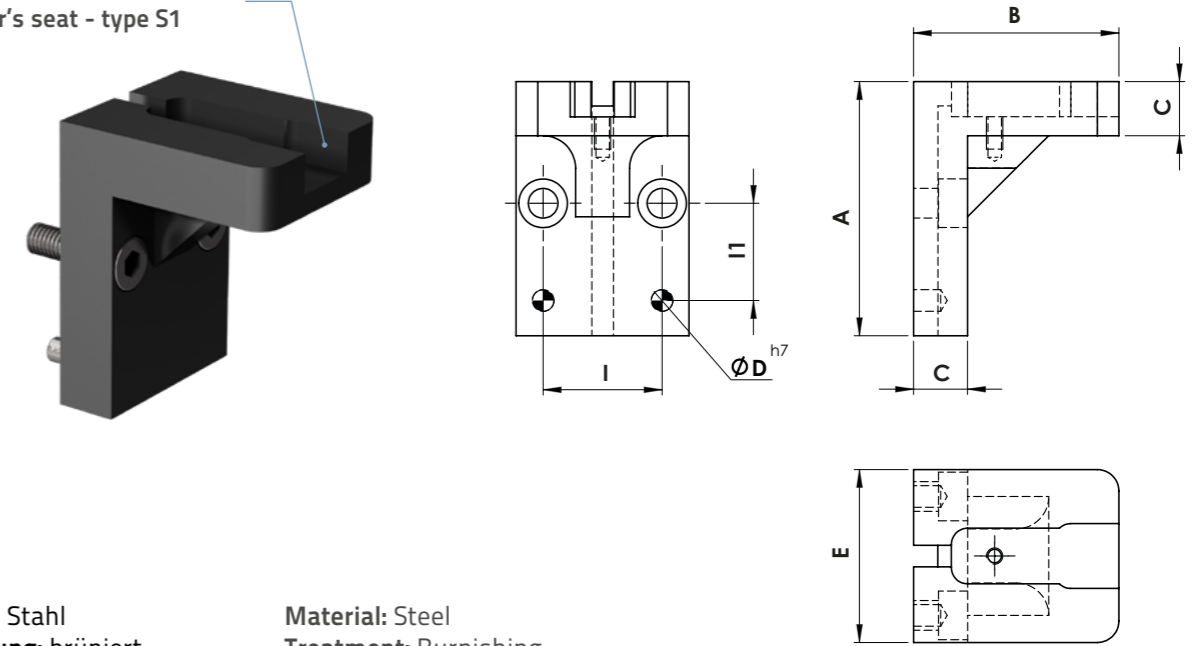
Anwendungsbeispiel / Application example



Bestellbeispiel
Ordering example



Sitz des Sensors - Variante S1
/ Sensor's seat - type S1




Material: Stahl
Behandlung: brüniert
Schrauben: enthalten

Material: Steel
Treatment: Burnishing
Bolts: Included

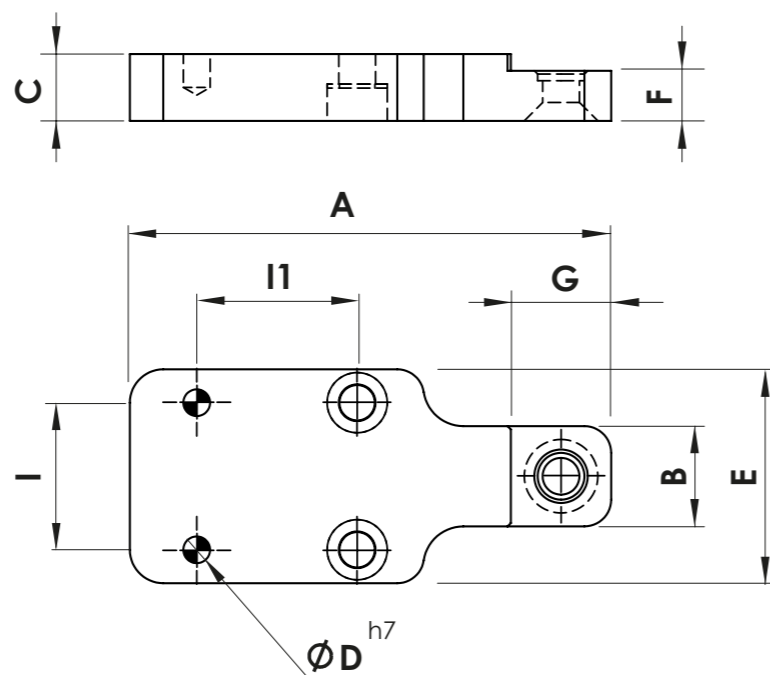
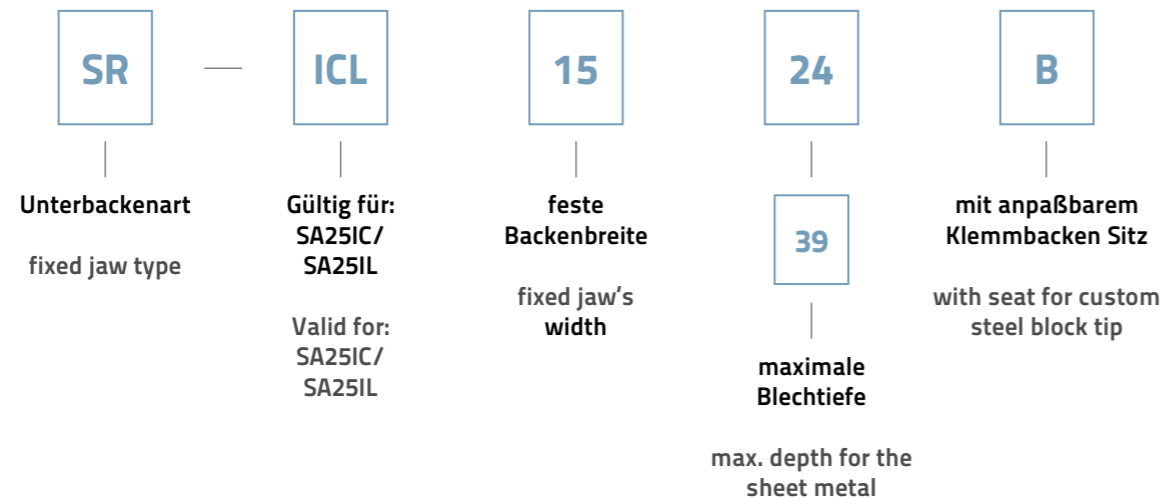
CODE	A	B	C	ØD	E	I	I1	F	Gewicht / Weight (kg)	Bemerkungen / Note
SR-LL3238	47	38	10	4	32	22	18	...	0,17	

Anwendungsbeispiel / Application example



SR-ICL

Bestellbeispiel
Ordering example



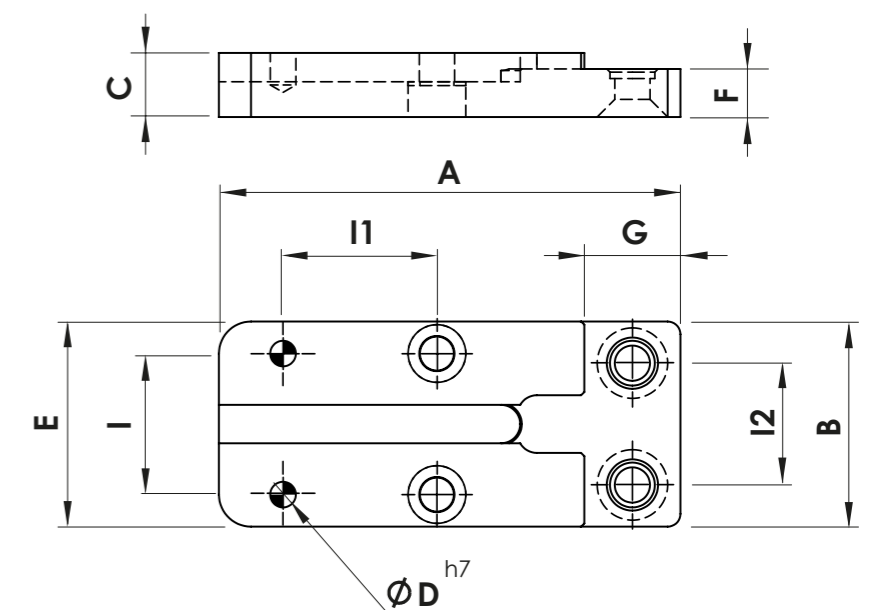
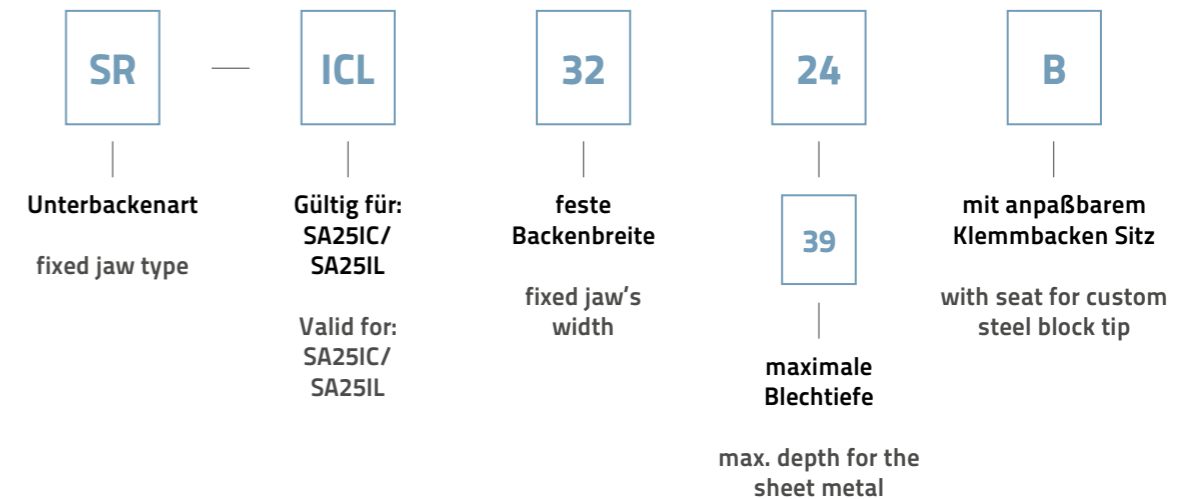
Material: Stahl
Behandlung: brüniert
Schrauben: enthalten

Material: Steel
Treatment: Burnishing
Bolts: Included

CODE	A	B	C	ØD	E	F	G	H	I	I1	I2	Gewicht / Weight (kg)
SR-ICL1524B	72	15	10	4	32	7,5	15	--	22	24	--	0,14
SR-ICL1539B	87	15	10	4	32	7,5	15	--	22	24	--	0,16

SR-ICL

Bestellbeispiel
Ordering example



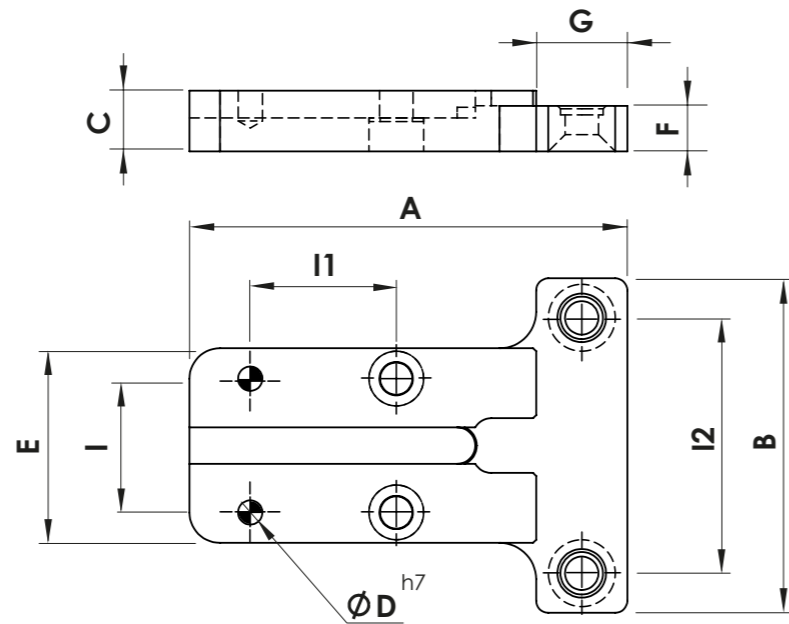
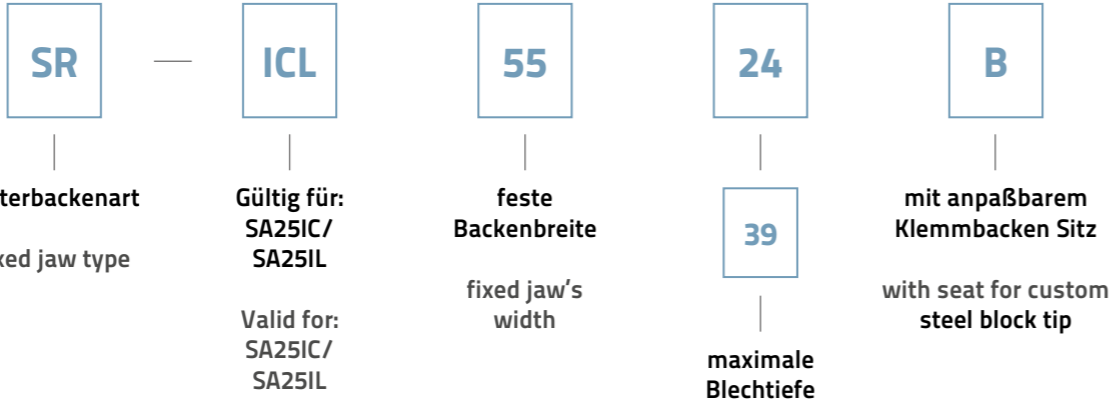
Material: Stahl
Behandlung: brüniert
Schrauben: enthalten

Material: Steel
Treatment: Burnishing
Bolts: Included

CODE	A	B	C	ØD	E	F	G	H	I	I1	I2	Gewicht / Weight (kg)
SR-ICL3224B	72	15	10	4	32	7,5	15	--	22	24	19	0,16
SR-ICL3239B	87	15	10	4	32	7,5	15	--	22	24	19	0,20

SR-ICL

Bestellbeispiel
Ordering example

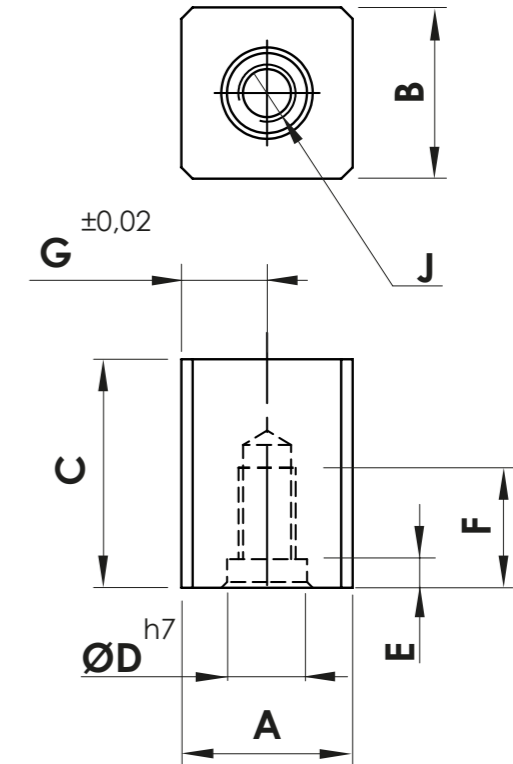


Material: Stahl
Behandlung: brüniert
Schrauben: enthalten

Material: Steel
Treatment: Burnishing
Bolts: Included

CODE	A	B	C	ØD	E	F	G	H	I	I1	I2	Gewicht / Weight (kg)
SR-ICL5524B	72	55	10	4	32	7,5	15	--	22	24	42	0,18
SR-ICL5539B	87	55	10	4	32	7,5	15	--	22	24	42	0,23

TMIS15



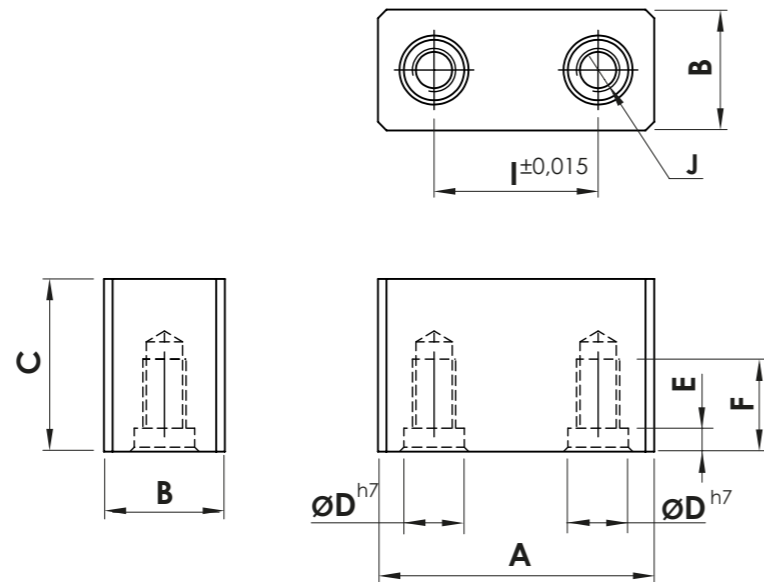

Material: Stahl
Behandlung: brüniert

Material: Steel
Treatment: Burnishing

CODE	A	B	C	ØD	E	F	G	H	I	I1	J	Gewicht / Weight (kg)
TMIS15	15	15	20	7	2,5	10,5	7,5	--	--	--	M5	0,03

anpaßbare oben Klemmbacke / Customizable upper steel tip

TMS32



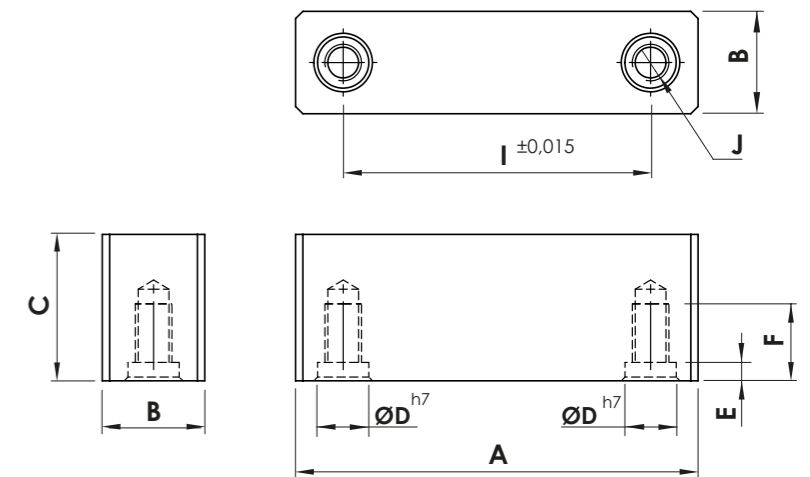

Material: Stahl
Behandlung: brüniert

Material: Steel
Treatment: Burnishing

CODE	A	B	C	ØD	E	F	G	H	I	I1	J	Gewicht / Weight (kg)
TMS32	32	14	20	7	2,5	10,5	--	--	19	--	M5	0,07

anpaßbare oben Klemmbacke / Customizable upper steel tip

TMS55



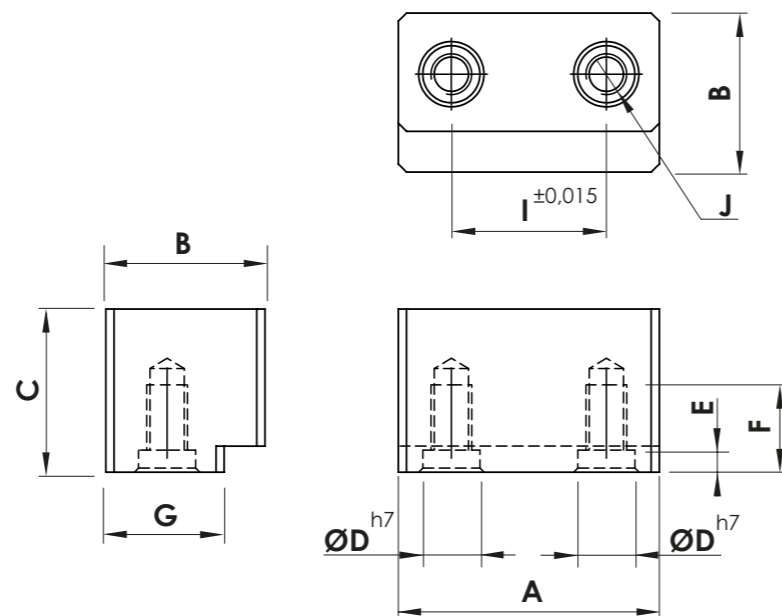

Material: Stahl
Behandlung: brüniert

Material: Steel
Treatment: Burnishing

CODE	A	B	C	ØD	E	F	G	H	I	I1	J	Gewicht / Weight (kg)
TMS55	55	14	20	7	2,5	10,5	--	--	42	--	M5	0,12

anpaßbare unten Klemmbacke / Customizable lower steel tip

TMI32



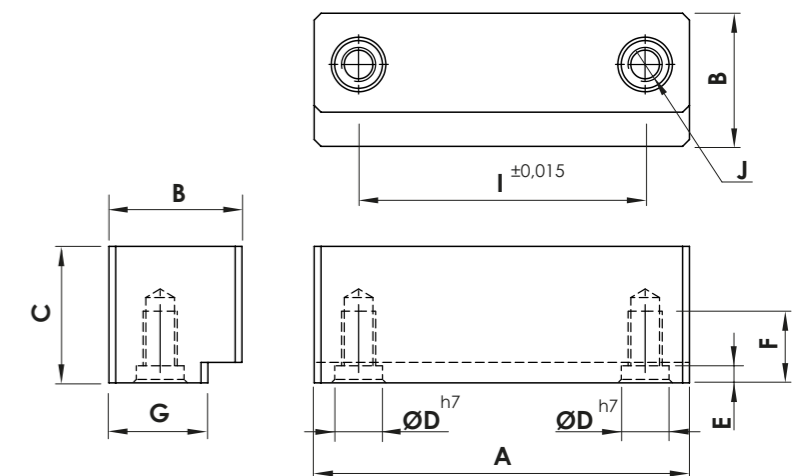

Material: Stahl
Behandlung: brüniert

Material: Steel
Treatment: Burnishing

CODE	A	B	C	ØD	E	F	G	H	I	I1	J	Gewicht / Weight (kg)
TMI32	32	19,5	20	7	2,5	10,5	14,5	--	19	--	M5	0,10

anpaßbare unten Klemmbacke / Customizable lower steel tip

TMI55

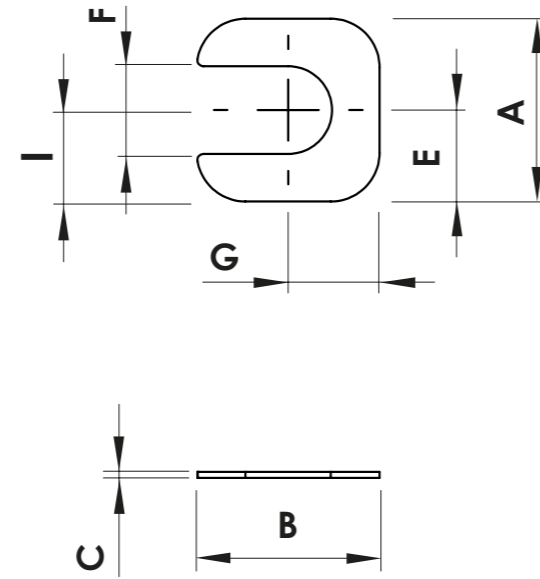



Material: Stahl
Behandlung: brüniert

Material: Steel
Treatment: Burnishing

CODE	A	B	C	ØD	E	F	G	H	I	I1	J	Gewicht / Weight (kg)
TMI55	55	19,5	20	7	2,5	10,5	14,5	--	42	--	M5	0,16

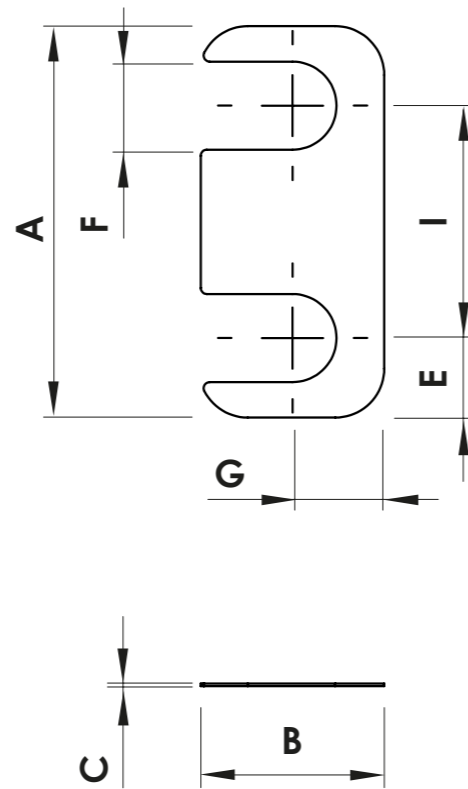

SK15



Material: Fe

CODE	A	B	C	E	F	G	H	I	Gewicht / Weight (kg)		
SK15	15	15	0,1	0,2	0,5	7,5	7,2	7,5	--	7,5	0,05

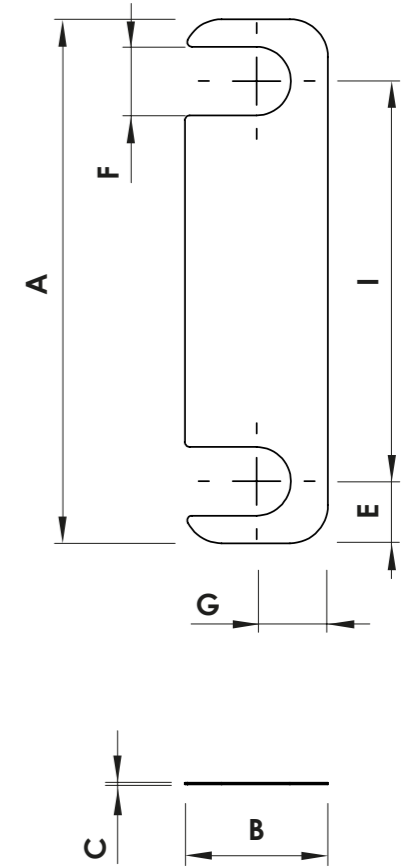

SK32



Material: Fe

CODE	A	B	C	E	F	G	H	I	Gewicht / Weight (kg)		
SK32	32	15	0,1	0,2	0,5	6,5	7,2	7,5	--	19	0,07

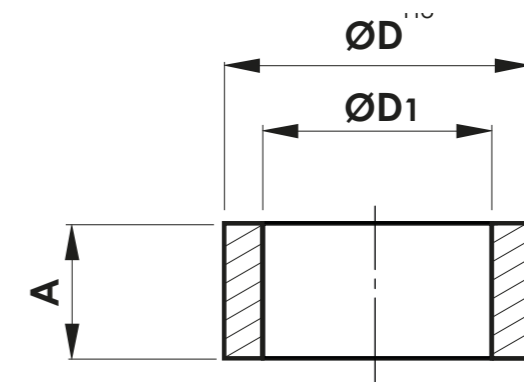

SK55



Material: Fe

CODE	A	B	C	E	F	G	H	I	Gewicht / Weight (kg)		
SK55	55	15	0,1	0,2	0,5	6,5	7,2	7,5	--	42	0,09

CC-20



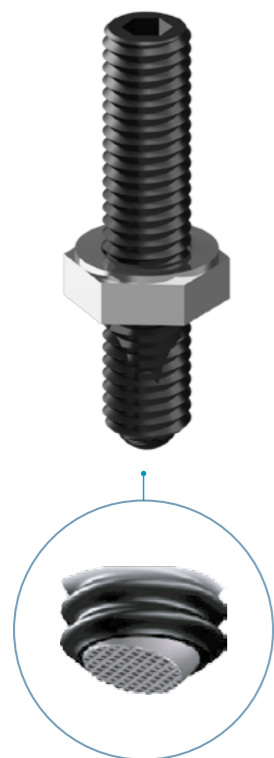
Material: Stahl
Behandlung: brüniert

Material: Steel
Treatment: Burnishing

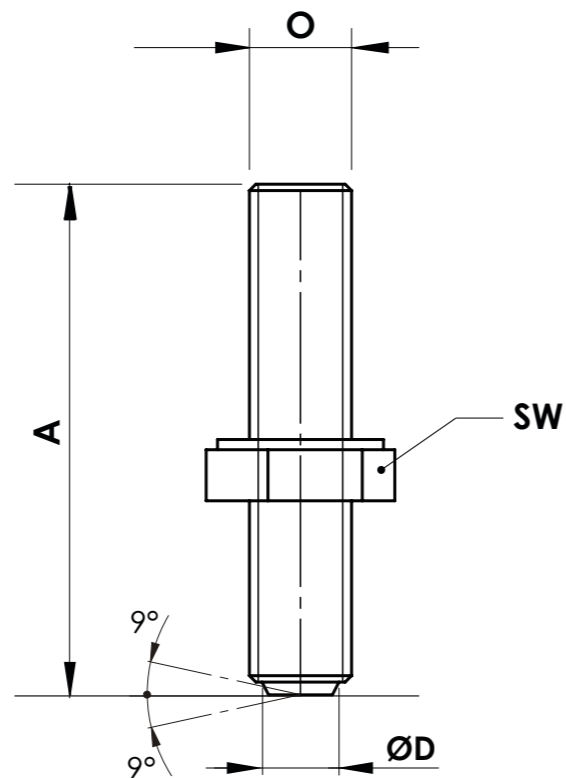
CODE	A	ØD	ØD1	Gewicht / Weight (kg)
CC-20	4	7	5,1	0,05

Spannstift mit geriffelter Gelenkkugel / Swinging Toothed Ball Screw Tip

PA/PB



Detail geriffelte Kugel / Swinging toothed ball




Material: Stahl
Behandlung: brüniert
Mutter und Scheibe: enthalten

Material: Steel
Treatment: Burnishing
Nut and washer: included

CODE	A	B	C	ØD	E	O	SW	Gewicht / Weight (kg)	Bemerkungen / Note
PA	30	--	--	4,5	--	M8	13	0,012	
PB	25	--	--	4,5	--	M8	13	0,010	

Anwendungsbeispiel / Application example



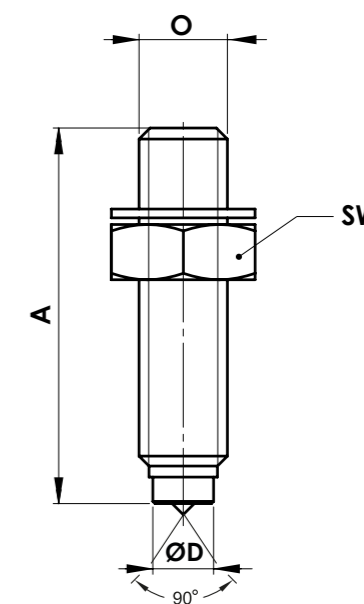
Spannstift mit Spitze / Point Screw Tip

PC/PD



Material: Stahl
Behandlung: brüniert
Mutter und Scheibe: enthalten

Material: Steel
Treatment: Burnishing
Nut and washer: included



CODE	A	B	C	ØD	E	O	SW	Gewicht / Weight (kg)	Bemerkungen / Note
PC	34	--	--	5,5	--	M8	13	0,012	
PD	25	--	--	5,5	--	M8	13	0,010	

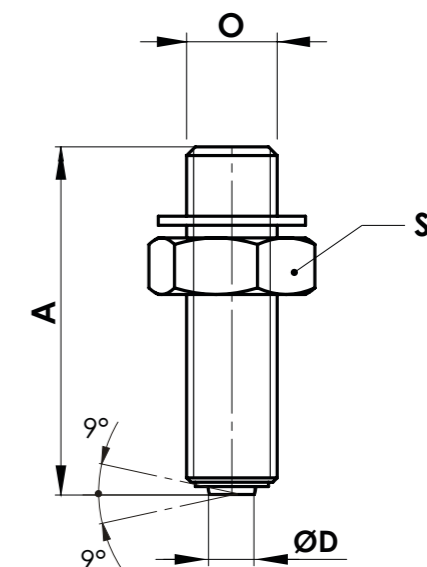
Spannstift mit flacher Kugel / Flat Ball-ended Screw Tip

PE/PF



Material: Stahl
Behandlung: brüniert
Mutter und Scheibe: enthalten

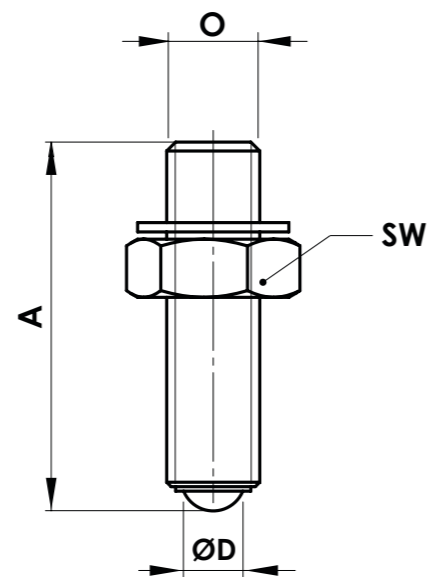
Material: Steel
Treatment: Burnishing
Nut and washer: included



CODE	A	B	C	ØD	E	O	SW	Gewicht / Weight (kg)	Bemerkungen / Note
PE	30	--	--	4,5	--	M8	13	0,012	
PF	25	--	--	4,5	--	M8	13	0,010	

Spannstift mit Kugel / Ball-ended Screw Tip

PG/PH



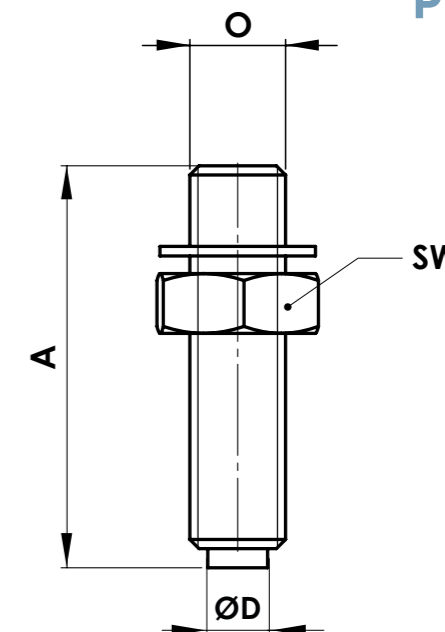
Material: Stahl
Behandlung: brüniert
Mutter und Scheibe: enthalten

Material: Steel
Treatment: Burnishing
Nut and washer: included

CODE	A	B	C	ØD	E	O	SW	Gewicht / Weight (kg)	Bemerkungen / Note
PG	30	--	--	5,5	--	M8	13	0,012	
PH	25	--	--	5,5	--	M8	13	0,010	

Spannstift mit weiß POM Kopf / White POM-ended Screw Tip

PM/PN



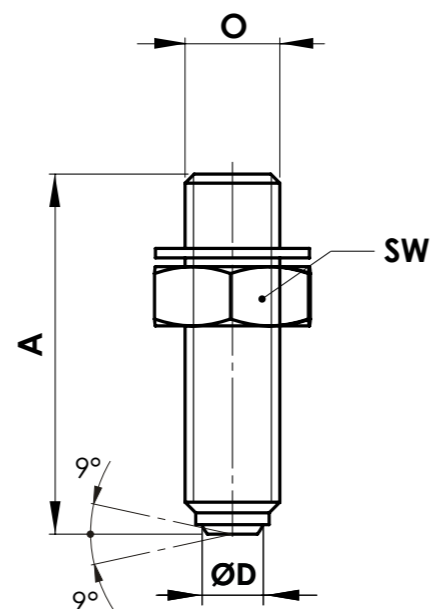
Material: Stahl und weiß POM
Behandlung: brüniert
Mutter und Scheibe: enthalten

Material: Steel and white POM
Treatment: Burnishing
Nut and washer: included

CODE	A	B	C	ØD	E	O	SW	Gewicht / Weight (kg)	Bemerkungen / Note
PM	34	--	--	5,5	--	M8	13	0,012	
PN	25	--	--	5,5	--	M8	13	0,010	

Spannstift mit flacher rot POM Gelenkkugel / Swinging Flat red POM-ended Screw Tip

PI/PL



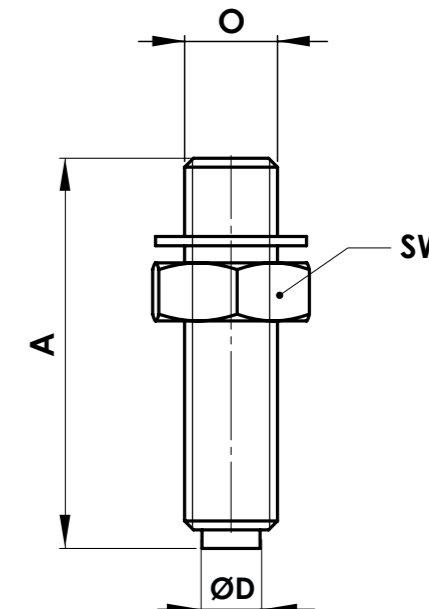
Material: Stahl und rot POM
Behandlung: brüniert
Mutter und Scheibe: enthalten

Material: Steel and red POM
Treatment: Burnishing
Nut and washer: included

CODE	A	B	C	ØD	E	O	SW	Gewicht / Weight (kg)	Bemerkungen / Note
PI	30	--	--	5,5	--	M8	13	0,012	
PL	25	--	--	5,5	--	M8	13	0,010	

Spannstift mit Gummidruckstück / Rubber-ended Screw Tip

PO/PP

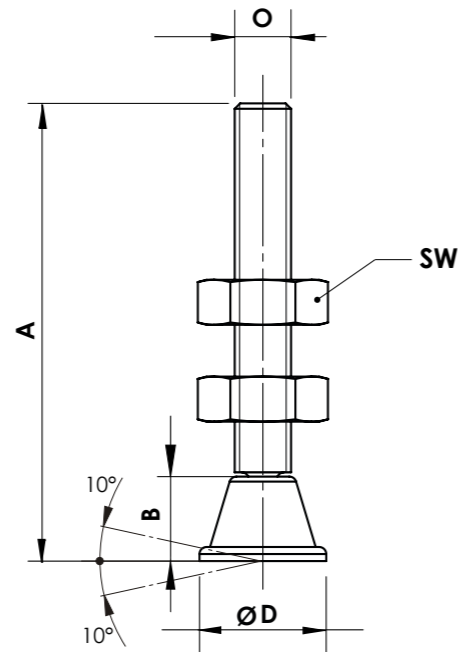


Material: Stahl und Gummi
Behandlung: brüniert
Mutter und Scheibe: enthalten

Material: Steel and Rubber
Treatment: Burnishing
Nut and washer: included

CODE	A	B	C	ØD	E	O	SW	Gewicht / Weight (kg)	Bemerkungen / Note
PO	32	--	--	5	--	M8	13	0,012	
PP	27	--	--	5	--	M8	13	0,010	

PQ

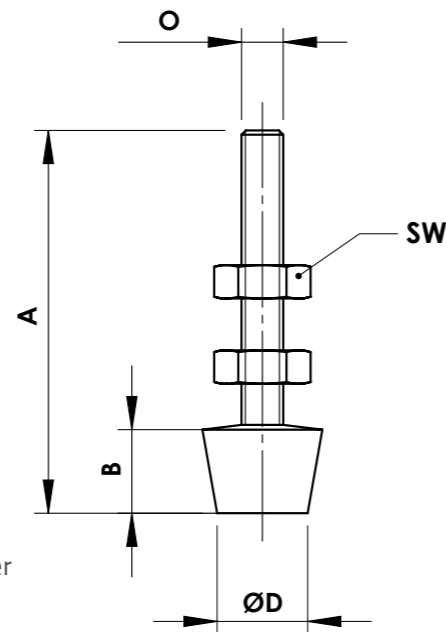


Material: Stahl
 Behandlung: brüniert
 Mutter und Scheibe: enthalten

Material: Steel
 Treatment: Burnishing
 Nut and washer: included

CODE	A	B	C	ØD	E	O	SW	Gewicht / Weight (kg)	Bemerkungen / Note
PQ	65	12	--	18	--	M8	13	0,030	

PR/PS

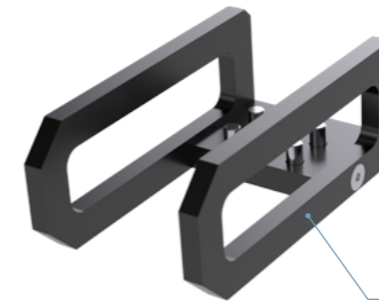


Material: Stahl und Gummi
 Behandlung: brüniert
 Mutter und Scheibe: enthalten

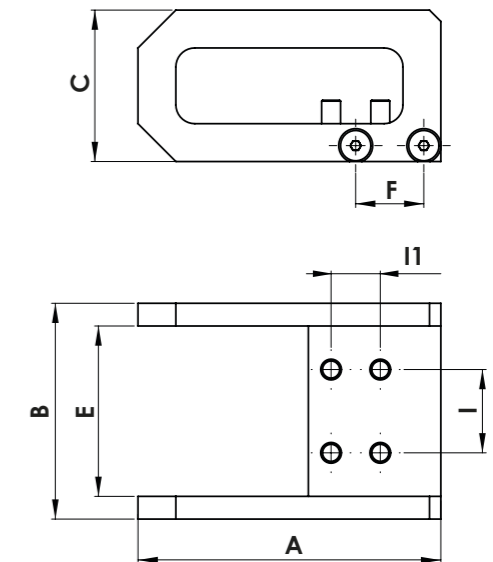
Material: Steel and Rubber
 Treatment: Burnishing
 Nut and washer: included

CODE	A	B	C	ØD	E	O	SW	Gewicht / Weight (kg)	Bemerkungen / Note
PR	55	12	--	12,5	--	M6	13	0,020	
PS	70	16	--	16	--	M8	13	0,030	

SHP-CCT25



SHP-CCT25

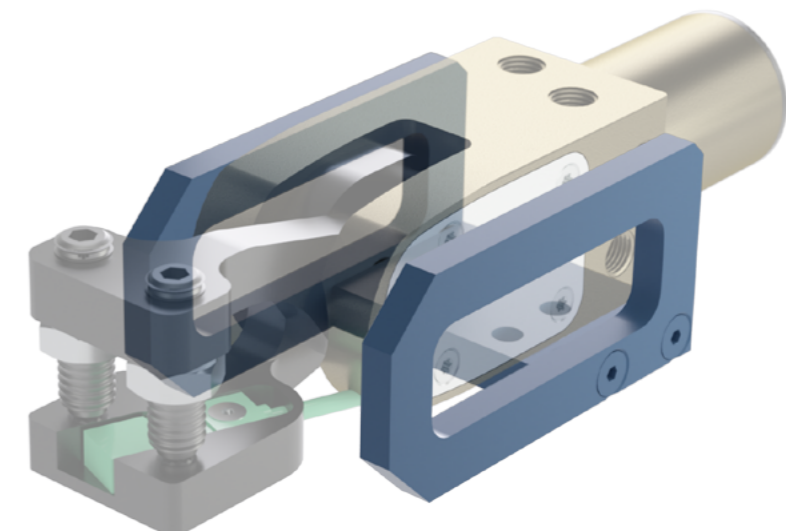



Material: Stahl
 Behandlung: brüniert
 Schrauben: enthalten

Material: Steel
 Treatment: Burnishing
 Bolts: Included

CODE	A	B	C	E	F	I	I1	Gewicht / Weight (kg)	Bemerkungen / Note
SHP-CCT25	80	57	40	45	18	22	13	0,200	Gültig für: SA25CC3240/SA25CT3240 Valid for: SA25CC3240/SA25CT3240

Anwendungsbeispiel / Application example

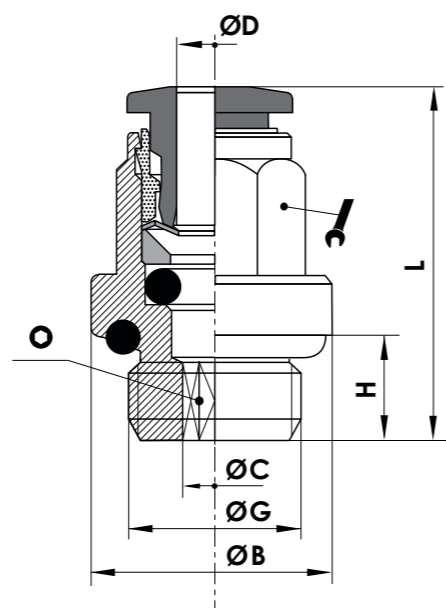






RDxxxxGR
für grünen Schlauch:
geschlossener Klemmgreifer
/ for green hose :
closed Pneumatic Clamp




RDxxxxBU
für blauen Schlauch
öffner Klemmgreifer
/ for blue hose:
open Pneumatic Clamp



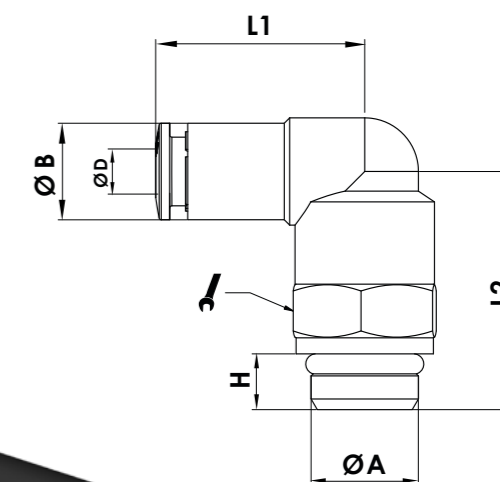
CODE	ØB	ØC	ØD	G	H	L		Bemerkungen / Note
RD0418GR	13,5	2,6	4	1/8	5,5	20	9	
RD0618GR	13,5	4,2	6	1/8	5,5	25,3	11	
RD0818GR	12,8	5,2	8	1/8	5,5	27	13	
RD0614GR	17	4,2	6	1/4	6,5	24,3	11	
RD0814GR	17	6,2	8	1/4	6,5	25,5	13	
RD0418BU	13,5	2,6	4	1/8	5,5	20	9	
RD0618BU	13,5	4,2	6	1/8	5,5	25,3	11	
RD0818BU	12,8	5,2	8	1/8	5,5	27	13	
RD0614BU	17	4,2	6	1/4	6,5	24,3	11	
RD0814BU	17	6,2	8	1/4	6,5	25,5	13	




RLxxxxGR
für grünen Schlauch:
geschlossener Klemmgreifer
/ for green hose :
closed Pneumatic Clamp



RLxxxxBU
für blauen Schlauch
öffner Klemmgreifer
/ for blue hose:
open Pneumatic Clamp




CODE	ØA	ØB	ØD	H	L1	L2		Bemerkungen / Note
RL0418GR	1/8	9,1	4	5,5	18	20	13	
RL0618GR	1/8	11	6	5,5	23	20	13	
RL0818GR	1/8	13	8	5,5	25,5	20,3	13	
RL0614GR	1/4	11	6	8	23	24	13	
RL0814GR	1/4	13	8	8	25,5	24,3	13	
RL0418BU	1/8	9,1	4	5,5	18	20	13	
RL0618BU	1/8	11	6	5,5	23	20	13	
RL0818BU	1/8	13	8	5,5	25,5	20,3	13	
RL0614BU	1/4	11	6	8	23	24	13	
RL0814BU	1/4	13	8	8	25,5	24,3	13	

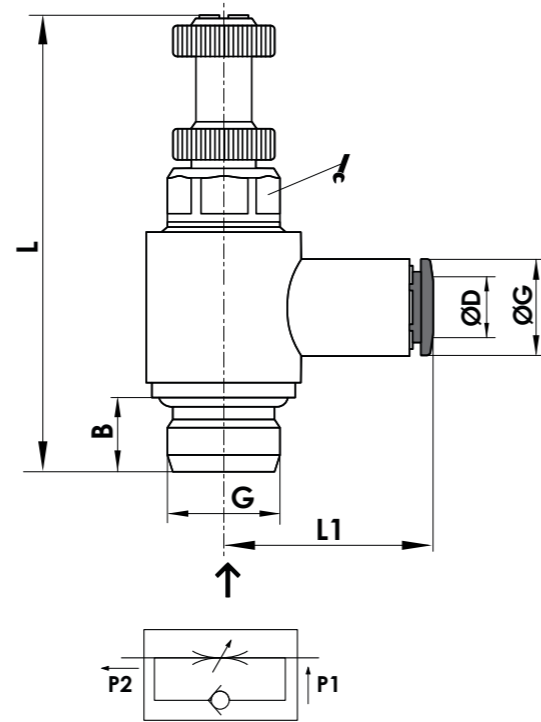
RDF



RDFxxxxGR

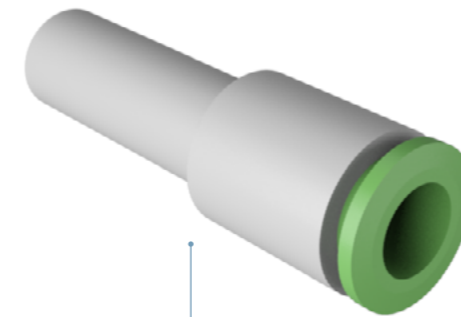


RDFxxxxBU

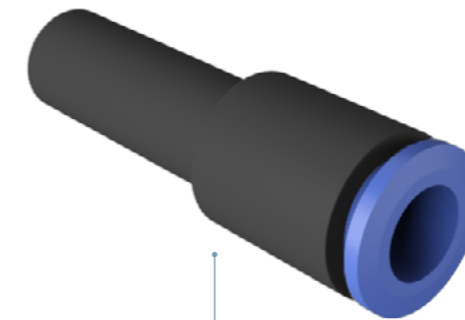


CODE	B	Ø D	G	H	L	L1		Bemerkungen / Note
RDF0618GR	5,5	6	1/8	...	43	24,3	9	unidirektional / unidirectional
RDF0818GR	5,5	8	1/8	...	43	24,8	9	
RDF0814GR	6,5	8	1/4	...	50	26,5	12	
RDF0618BU	5,5	6	1/8	...	43	24,3	9	
RDF0818BU	5,5	8	1/8	...	43	24,8	9	
RDF0814BU	6,5	8	1/4	...	50	26,5	12	

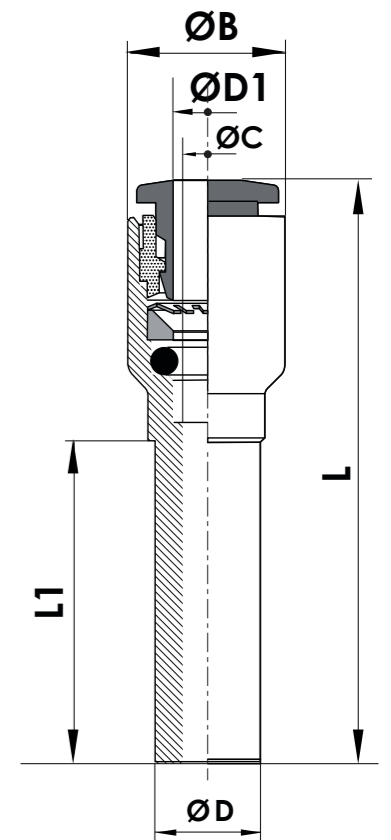
RI



RIxxxxGR




RIxxxxBU




CODE	Ø B	Ø C	Ø D	Ø D1	L	L1		Bemerkungen / Note
RI0604GR	9,5	3	6	4	35,5	19,5	...	
RI0804GR	9,5	3	8	4	37	21	...	
RI0806GR	11,5	5	8	6	39	23	...	
RI0604BU	9,5	3	6	4	35,5	19,5	...	
RI0804BU	9,5	3	8	4	37	21	...	
RI0806BU	11,5	5	8	6	39	23	...	

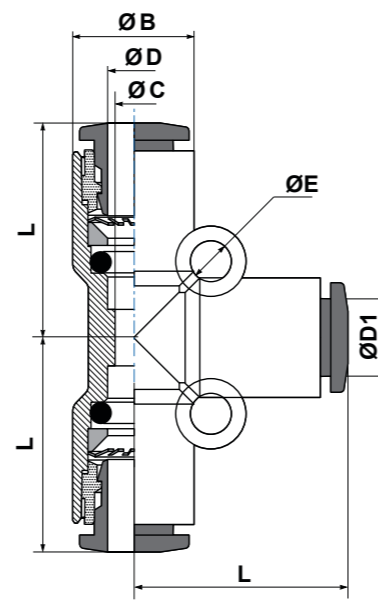
RT



RTxxxxGR



RTxxxxBU



CODE	Ø B	Ø C	Ø D	Ø D1	Ø E	L		Bemerkungen / Note
RT0404GR	9,5	3	4	4	2,4	17,2		
RT0606GR	11,5	5	6	6	2,6	20,8	...	
RT0808GR	13,5	7	8	8	2,75	23		
RT0404BU	9,5	3	4	4	2,4	17,2		
RT0606BU	11,5	5	6	6	2,6	20,8	...	
RT0808BU	13,5	7	8	8	2,75	23		

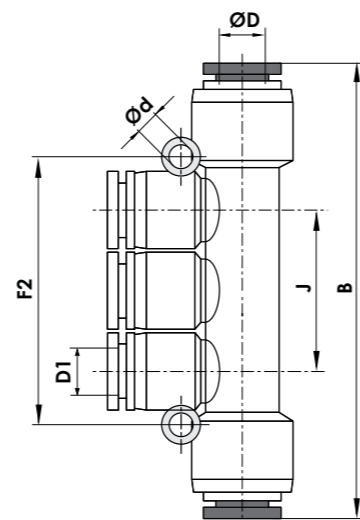
RR



RRxxxxGR




RRxxxxBU




CODE	B	Ø D	Ø D 1	Ø d	J	F2		Bemerkungen / Note
RR0804GR	63,4	8	4	3,2	26	42	...	
RR0806GR	63,4	8	6	3,2	26	42	...	
RR0804BU	63,4	8	4	3,2	26	42	...	
RR0806BU	63,4	8	6	3,2	26	42	...	

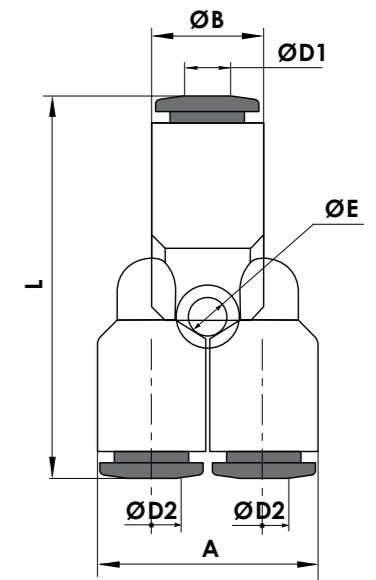
RY



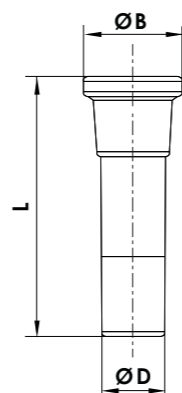
RYxxxxGR



RYxxxxBU



CODE	A	Ø B	Ø D1	Ø D2	Ø E	L		Bemerkungen / Note
RY0404GR	19	9,5	4	4	2,4	33		
RY0604GR	19	11,5	6	4	2,4	35,8	...	
RY0606GR	23	11,5	6	6	2,6	38,6	...	
RY0806GR	23	13,5	8	6	3,2	39,8	...	
RY0808GR	27	16,5	8	8	2,75	42,5		
RY0404BU	19	9,5	4	4	2,4	33		
RY0604BU	19	11,5	6	4	2,4	35,8	...	
RY0606BU	23	11,5	6	6	2,6	38,6	...	
RY0806BU	23	13,5	8	6	3,2	39,8	...	
RY0808BU	27	16,5	8	8	2,75	42,5		

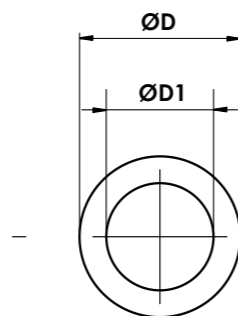


CODE	Ø B	Ø C	Ø D	Ø D1	L	L1	Bemerkungen / Note
T04	7	...	4	...	25	...	
T06	9,5	...	6	...	27,5	...	
T08	12	...	8	...	30	...	



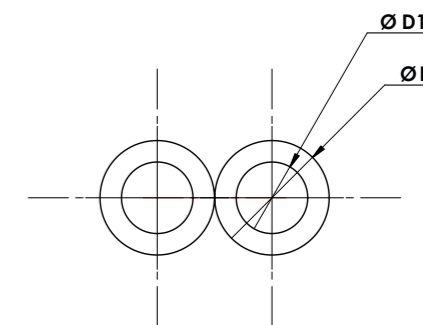

Material: Polyurethan

Material: polyurethane



P = Arbeitsdruck / working pressure
 P1 = Berstdruck / breaking pressure
 R = Biegeradius / bending radius

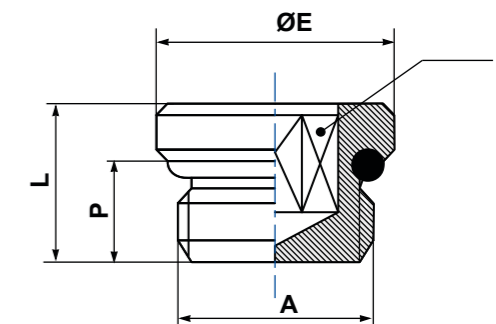
CODE	Ø D	Ø D1	P (bar)	P1 (bar)	R (mm)	Bemerkungen / Note
TPU0604BU	6	4	10	40	18	BU: blauer Schlauch / blue tube
TPU0604GR	6	4	10	40	18	GR: grüner Schlauch / green tube
TPU0806BU	8	6	7	28	35	BU: blauer Schlauch / blue tube
TPU0806GR	8	6	7	28	35	GR: grüner Schlauch / green tube



Material: Polyurethan

Material: polyurethane

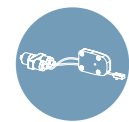
CODE	ØD	ØD1	P (bar)	P1 (bar)	R (mm)	Bemerkungen / Note
BTPU042.5GRBU	4	2,5	hitzeversiegelt / heat-sealed



CODE	A	Ø E	L	P	🔑	Bemerkungen / Note
T18	G1/8	14	7,5	5,5	...	
T14	G1/4	17	8,5	6,5	...	

Elektrisches Zubehör

Electrical Accessories



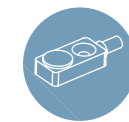
SPC25-DS - Doppelblechabfrage Kit
/ Double Sheet detection Kit

pag. 180



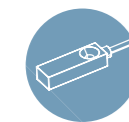
SABN4 - Teileerkennungssensor
/ Part presence sensor

pag. 183



SABB1 - Teileerkennungssensor
/ Part presence sensor

pag. 184



SABB2 - Teileerkennungssensor
/ Part presence sensor

pag. 185

Elektrisches Zubehör

Electrical Accessories



SAPXM8 - Näherungsschalter M8
/ Proximity sensor M8

pag. 186



SAPXM12 - Näherungsschalter M12
/ Proximity sensor M12

pag. 186



SACNM- M12 - gerader, loser M12 Stecker
/ Steering straight male connector M12

pag. 187



SACNM90-M12 - 90°, loser M12 Stecker
/ Steering 90° male connector M12

pag. 187



SAPRF-M12-2 - gerade M12 Buchse mit Kabel
SAPRF-M12-5 / Cabled female straight connector M12

pag. 188



SAPRF90-M12-2 - 90° M12 Buchse mit Kabel
SAPRF90-M12-5 / Cabled female 90° connector M12

pag. 188



SASER-M12 - Y Anschluss M12 für Serie
/ Y Connector M12 for series

pag. 189



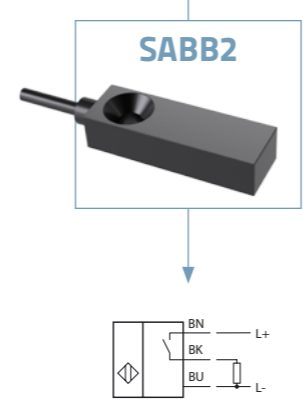
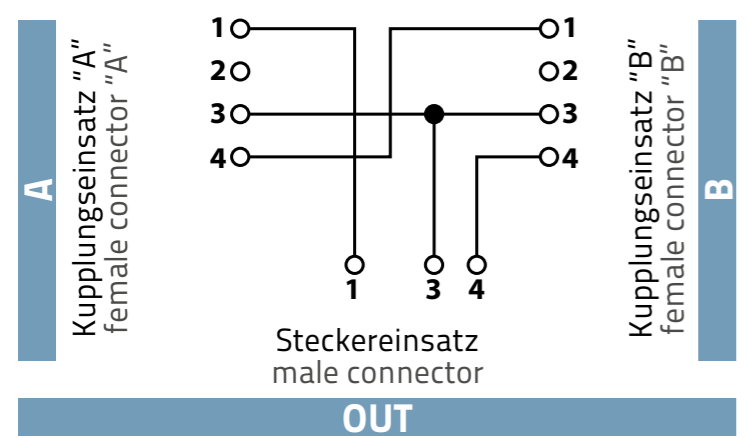
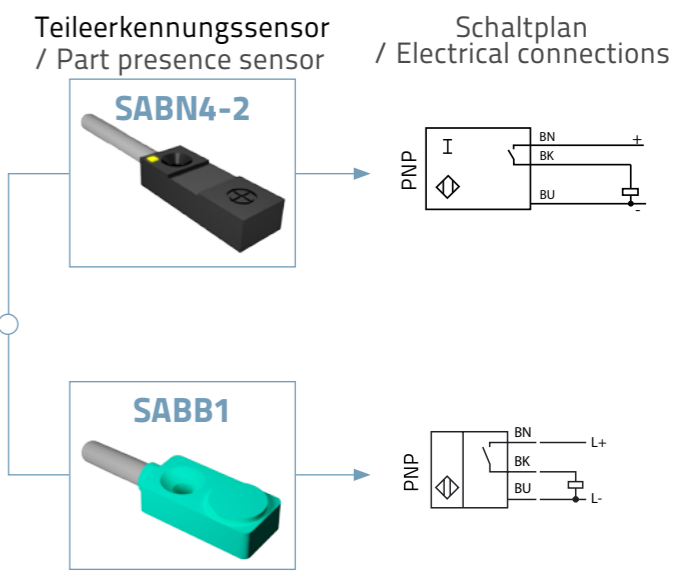
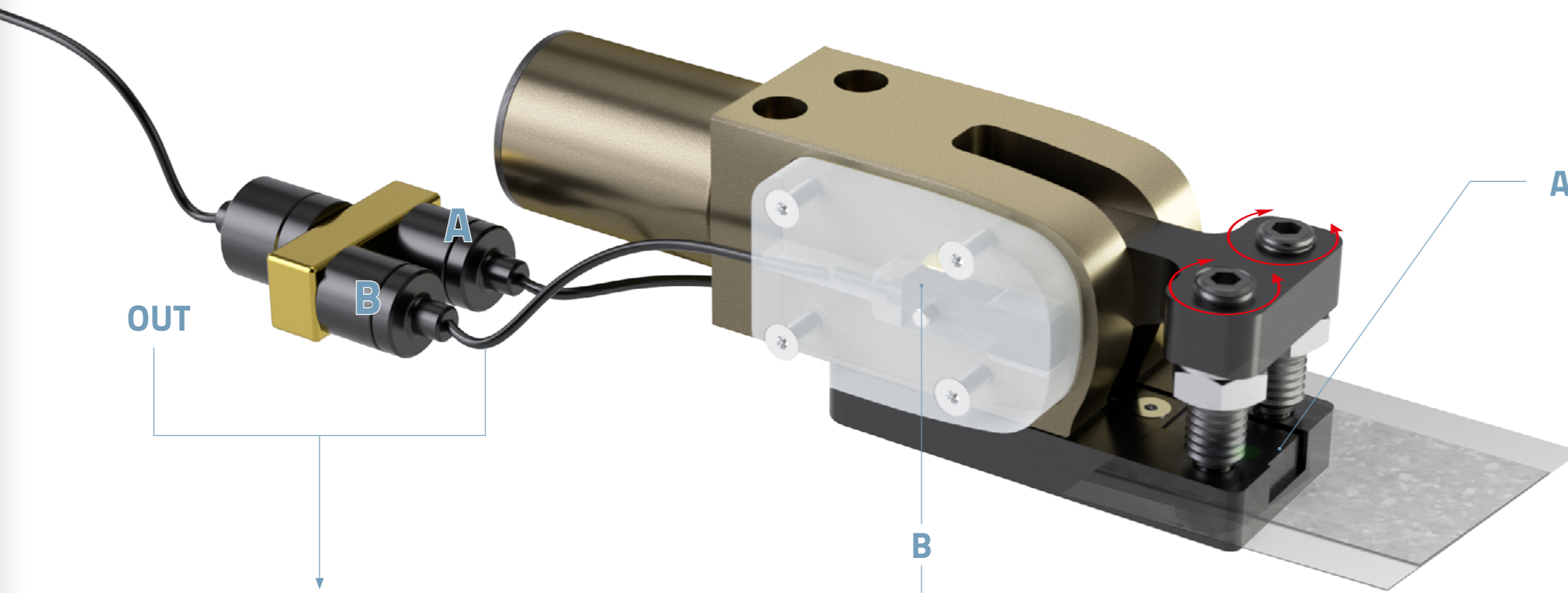
SACBT-M12-8 - Sensor/Aktor-Passiv-Verteiler
/ Sensor-Actuator-Interface

pag. 190

Elektrische Stecker auf Anfrage / Plugs upon request

pag. 191

SPC25-DS

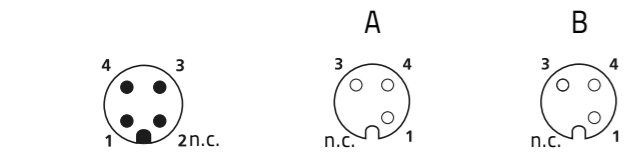


geschlossener Aktivreifer Sensor
/ Sensor detecting closed Pneumatic Clamp




Für einen korrekten Betrieb des Doppelblechsensors ist eine korrekte Einstellung der Druckstifte entsprechend der Dicke des Blechs erforderlich

For a correct functioning it is compulsory to regulate the screw tips according to the blank's thickness.



Bestellinformationen / Ordering information

SPC25-DS1




Kit gültig für / Kit valid for **SA25IC3224/SA25IL3224**

SPC25-DS2



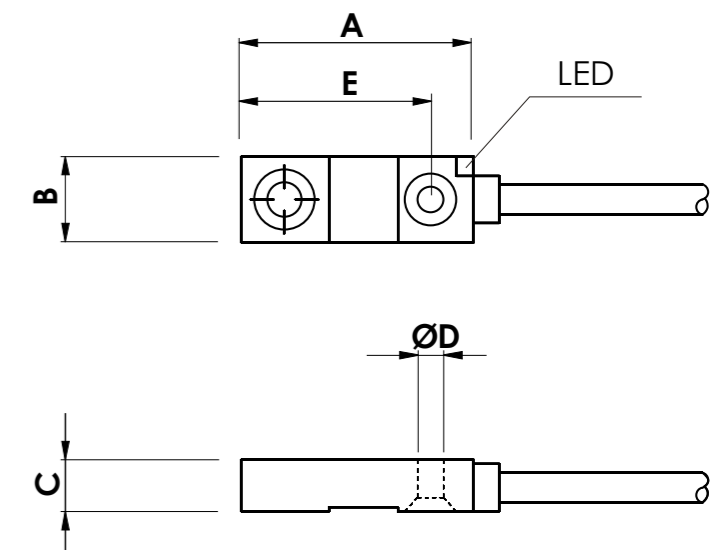
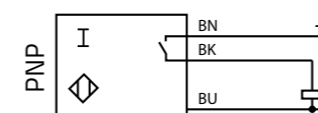
Kit gültig für / Kit valid for **SA25CT3225**

SABN4



Spannerart / Pn. Clamp Type	SA25IC	SA25IL	SA25CT	SA25LL
Variante sensor / Sensor's Type	S1			
Artikel Code / Sensor's Code	SABN4-2			

Schaltplan
/ Electrical connections




Material: PPS
Schutzklasse: IP67
Schrauben: enthalten

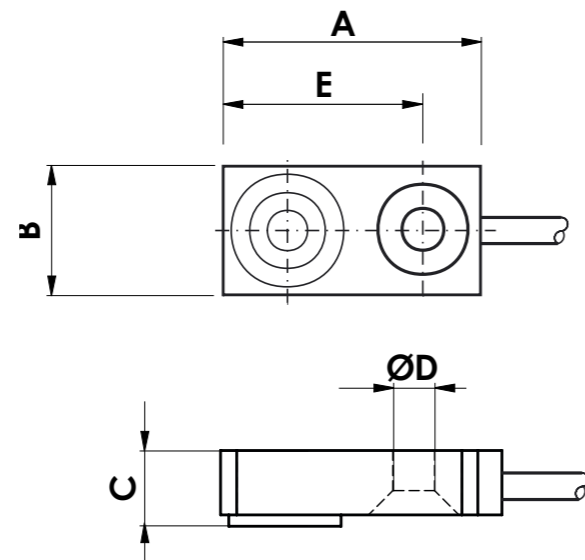
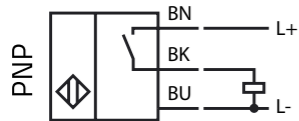
Material: PPS
Protection degrees: IP67
Bolts: Included

CODE	A	B	C	ØD	E	Kabellänge / Cable Length	Kabelquerschnitt / Core cross-section	Schaltplan / Electric scheme	Schaltabstand für Stahl / Sensing distance for Steel
SABN4-2	27	10	6	3	22	2 m	1x0,14 mm ²	NO PNP	4 mm
SABN4-3	27	10	6	3	22	3 m	1x0,14 mm ²	NO PNP	4 mm
SABN4-5NC	27	10	6	3	22	5 m	1x0,14 mm ²	NC PNP	4 mm

Spannerart / Pn. Clamp Type	SA25IC32K90	SA25ILxxK90	SA25CT3225	SA25CT5525
Variante sensor / Sensor's Type	S2			
Artikel Code / Sensor's Code	SABB1			




Schaltplan / Electrical connections



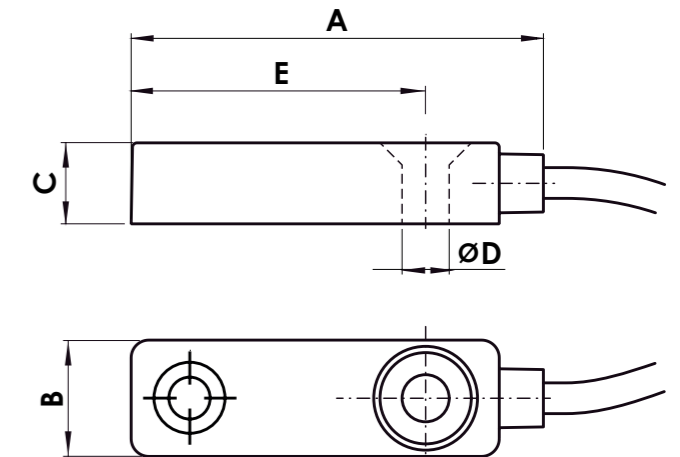
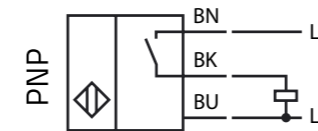
Material: PA
Schutzklasse: IP67
Schrauben: enthalten

Material: PA
Protection degrees: IP67
Bolts: Included

CODE	A	B	C	Ø D	E	Kabellänge / Cable Length	Kabelquerschnitt / Core cross section	Schaltplan / Electric scheme	Schaltabstand für Stahl / Sensing distance for Steel
SABB1	16	8	4,7	2,6	12	0,5 m	3x0,08 mm ²	NO PNP	1,5 mm



Schaltplan / Electrical connections



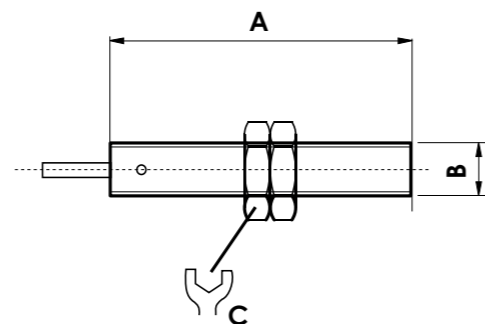
Material: PPS
Schutzklasse: IP67
Schrauben: enthalten

Material: PPS
Protection degrees: IP67
Bolts: Included

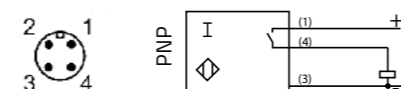
CODE	A	B	C	Ø D	E	Kabellänge / Cable Length	Kabelquerschnitt / Core cross-section	Schaltplan / Electric scheme	Schaltabstand für Stahl / Sensing distance for Steel
SABB2	28	8	5,5	3,2	20	0,5 m	3x0,09 mm ²	NO PNP	2 mm

Näherungsschalter M8 / Proximity sensor M8

SAPXM8



Schaltplan / Electrical connections



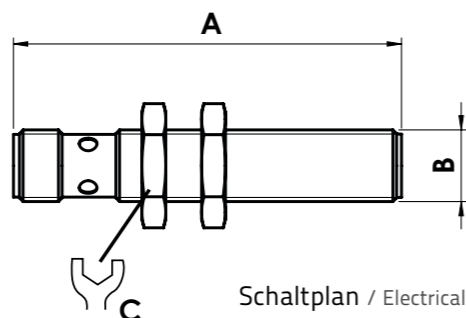
Kabel mit M8 Stecker
Material: Messing LCP
Montage: eingeklemmt
Schrauben: enthalten

Cable with male connector: M8
Material: Brass LCP
Assembly: Embedded
Bolts: Included

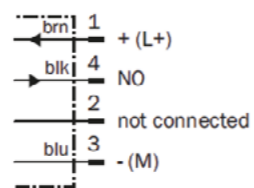
CODE	A	B	C	Kabellänge / Cable Length	Kabelquerschnitt / Core cross-section	Gewicht / Weight (kg)	Schaltplan / Electric scheme	Schaltabstand für Stahl / Sensing distance for Steel
SAPXM8	35	M 8X1	13	0,3 m	3 x 0,14 mm ²	0,34	NO PNP	3 mm

Näherungsschalter M12 / Proximity sensor M12

SAPXM12



Schaltplan / Electrical connections



Kabel mit M12 Stecker
Material: Vernickeltes Messing LCP
Montage: eingeklemmt
Schrauben: enthalten

Embedded male connector: M 12
Material: Nickel-plated brass LCP
Assembly: Embedded
Bolts: Included

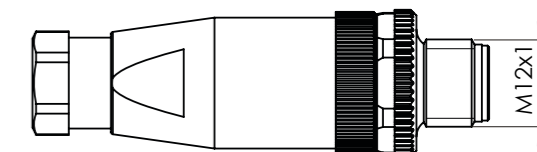

CODE	A	B	C	E	Kabellänge / Cable Length	Gewicht / Weight (kg)	Schaltplan / Electric scheme	Schaltabstand für Stahl / Sensing distance for Steel
SAPXM12	65	M 12x1	17	--	--	0,015	NO PNP	3 mm

gerader, loser M12 Stecker / Steering straight male connector M12

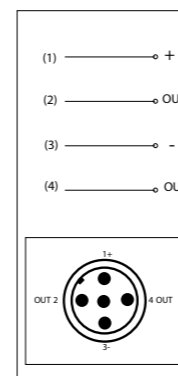
SACNM-M12



4-polig / 4 poles



Schaltplan / Electrical connections

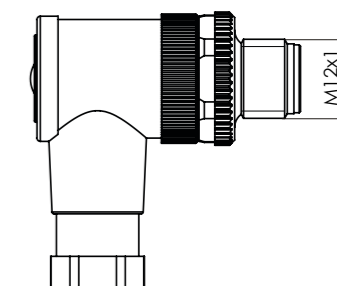



90°, loser M12 Stecker / Steering 90° male connector M12

SACNM90-M12



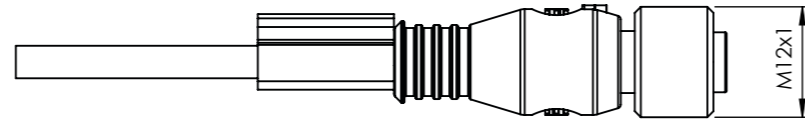
4-polig / 4 poles



gerade M12 Buchse mit Kabel / Cabled female straight connector M12

SAPRF-M12-2

SAPRF-M12-5



Schutzklasse: IP67
Polanzahl: 4

Protection degree: IP67
Poles N°: 4

Bestellbeispiel
/ Ordering example

SAPRF-M12

2

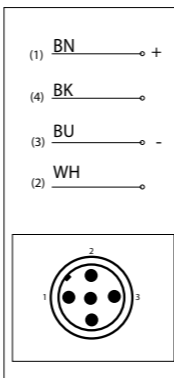
Kabellänge 2m
/ cable's length 2m

SAPRF-M12

5

Kabellänge 5m
/ cable's length 5m

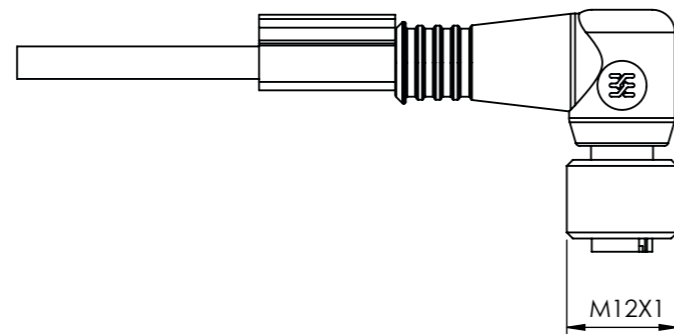
Schaltplan
/ Electrical connections



90° M12 Buchse mit Kabel / Cabled female 90° connector M12

SAPRF90-M12-2

SAPRF90-M12-5



Schutzklasse: IP67
Polanzahl: 4

Protection degree: IP67
Poles N°: 4

Bestellbeispiel
/ Ordering example

SAPRF90-M12

2

Kabellänge 2m
/ cable's length 2m


SAPRF90-M12

5

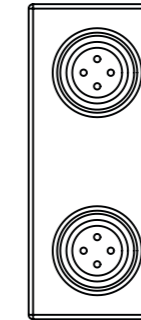
Kabellänge 5m
/ cable's length 5m

Y Anschluss M12 für Serie / Y Connector M12 for series

SASER-M12

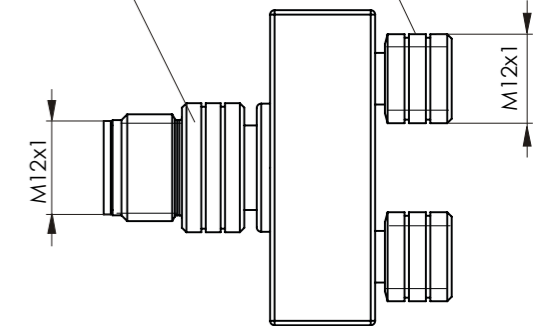


4-polig
/ 4 poles

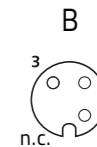
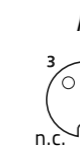


Buchsenstecker
/ Female connector

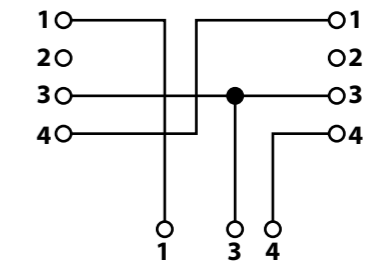
Steckverbinder
/ Male connector



Schutzklasse: IP67
/ Protection degree: IP67



Kupplungseinsatz "A"
/ female connector "A"

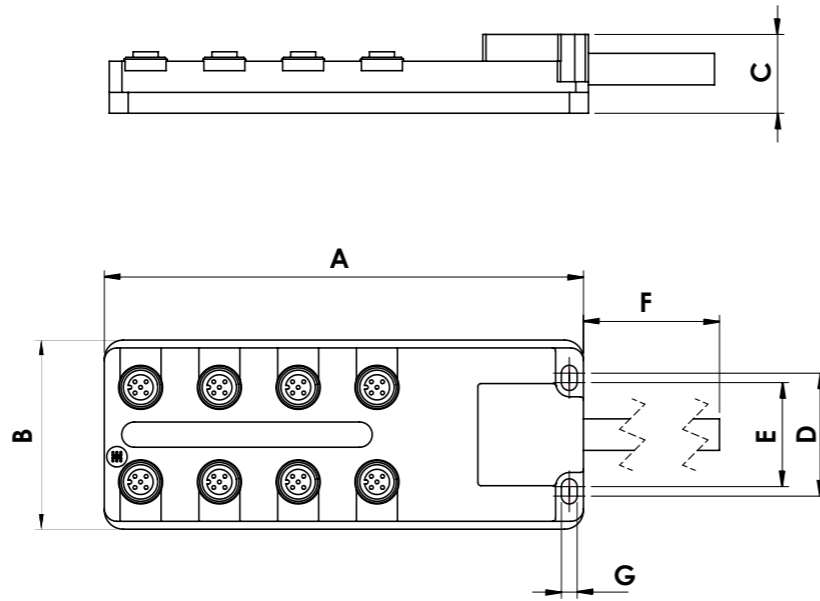


Kupplungseinsatz "B"
/ female connector "B"

Steckereinsatz
/ male connector

Schaltplan
/ Electrical connections

SACBT-M12-8



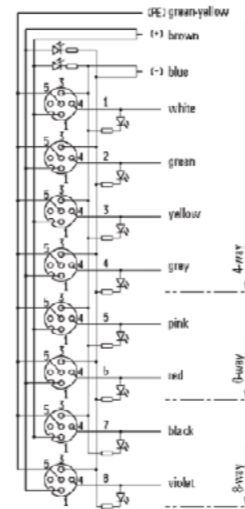
Anzahl Kontaktbuchsen: 8
 Kontaktbuchsendurchmesser: M12
 Polanzahl: 4

Schutzklasse: IP68

Contacts N°: 8
 Plug-in diameter: M12
 Poles N°: 4


Protection degree: IP68

Schaltplan / Electrical connections




CODE	A	B	C	D	E	F (m)	G	Gewicht / Weight (Kg)
SACBT-M12-8	152	60	25	39	33	5	5	0,693


CKA03VS-CDM08




CHP16-CNEF16T



CAV1029-CDDM42

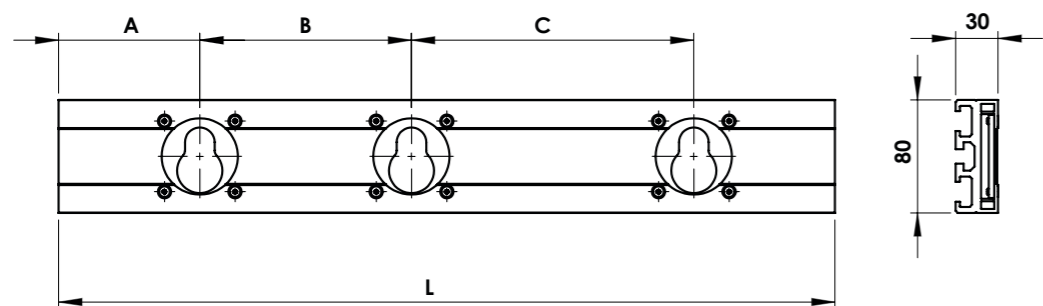

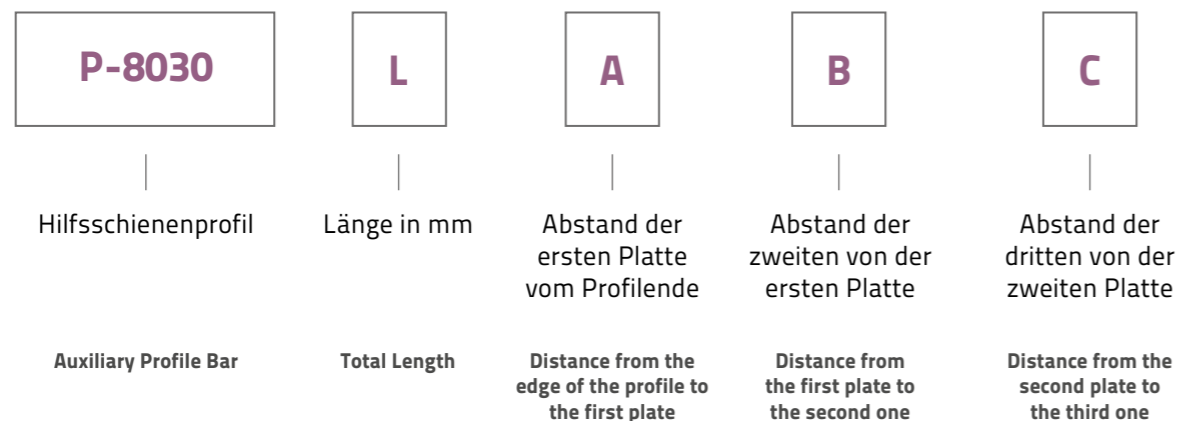


CHP24L-CNEM24T



Hilfsschienenprofil komplett mit Aufnahmeplatte /
Auxiliary profile bar with mounted keyhole plates
P-8030

Bestellangaben / Ordering information



Material: Aluminium und Stahl
Behandlung: natürliche Anodisierung und Brünierung


Material: Aluminium and Steel
Treatment: Natural anodizing and burnishing

Bestellangaben / Ordering information

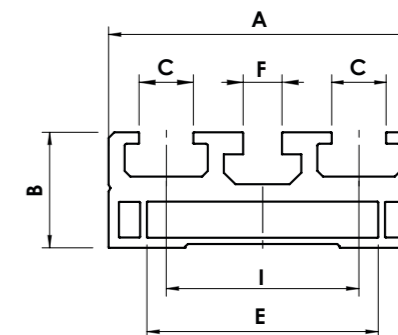
P-8030-1100-200-300-400

Art / TYPE	Trägheitsmoment / Bending inertia moment		Biege widerstandsmoment / Bending resistance moment		Schnitt / Section
	I _x (cm ⁴)	I _y (cm ⁴)	w _x (cm ³)	w _y (cm ³)	
P-8030	68	7,32	17	4,83	10,39

Hilfsschienenprofil / Auxiliary profile bar
P-8030
A-8030



Material: Aluminium



Material: Aluminium

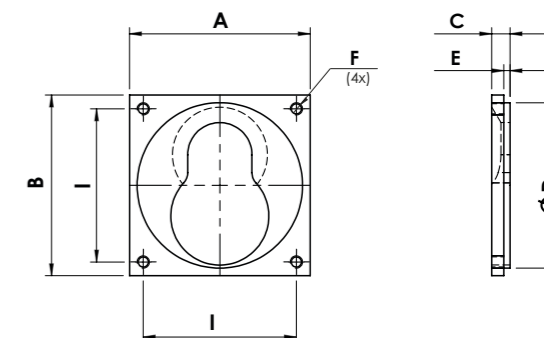
Aufnahmeplatte / Keyhole plate
A-8030

A-8030




Material: Stahl
Schrauben: enthalten

Material: Steel
Bolts: Included

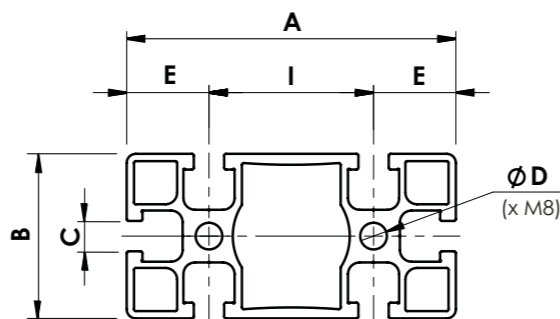



CODE	A	B	C	Ø D	E	F	I	Gewicht / Weight	Bemerkungen / Note
P-8030	80	30	14,1	--	60	10,1	50	2,8 kg/m	L max 6000
A-8030	59	59	6	54	2	M4	50	0,09 kg	

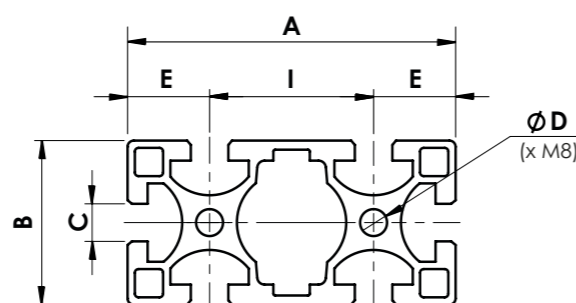

Anwendungsbeispiel / Application example



P-9045-A



P-9045-C



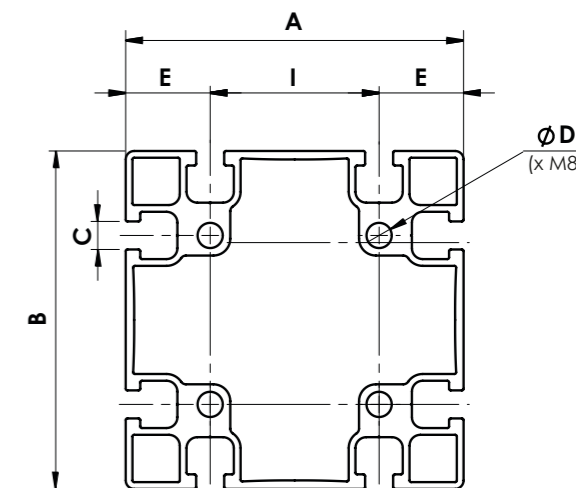

Material: Aluminium
Behandlung: natürliche Anodisierung

Material: Aluminium
Treatment: Natural anodizing

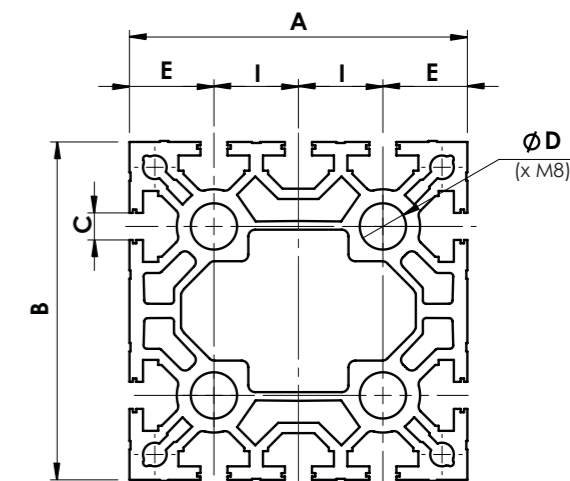

CODE	A	B	C	Ø D	E	I	Bemerkungen / Note
P-90x45-A	90	45	8,3	7,4	22,5	45	L max 6000
P-90x45-C	90	45	10,3	7,4	22,5	45	L max 6000

Art / TYPE	Trägheitsmoment / Bending inertia moment		Biege widerstandsmoment / Bending resistance moment		Schnitt / Section	Gewicht / Weight
	I _x (cm ⁴)	I _y (cm ⁴)	w _x (cm ³)	w _y (cm ³)		
P-90x45-A	94,19	24,6	20,93	10,93	11,64	3,14
P-90x45-C	117,6	30,9	26,13	13,73	15,08	4,07

P-100100-A



P-100100-T



Gewindebuchsen / Threaded bushings

A33-20-M10
A33-28-M8


Material: Aluminium
Behandlung: natürliche Anodisierung

Material: Aluminium
Treatment: Natural anodizing

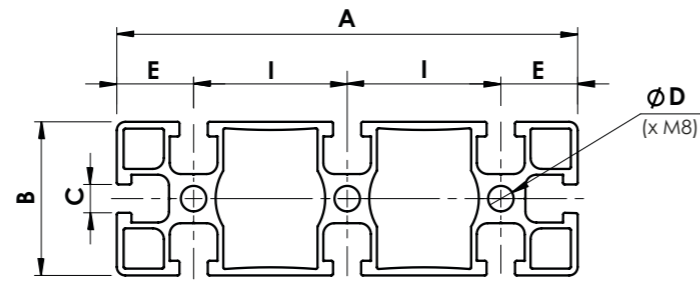
CODE	A	B	C	Ø D	E	I	Bemerkungen / Note
P-100100-A	100	100	8,3	7,4	25	50	
P-100100-T	100	100	8,3	13,7	25	25	

Art / TYPE	Trägheitsmoment / Bending inertia moment		Biege widerstandsmoment / Bending resistance moment		Schnitt / Section	Gewicht / Weight
	I _x (cm ⁴)	I _y (cm ⁴)	w _x (cm ³)	w _y (cm ³)		
P-100100-A	242,3	242,3	48,46	48,46	20,6	5,58
P-100100-T	380	365	76	73	34,97	9,5

Greiferschienenprofil / Profile
P-13545



Material: Aluminium
Behandlung: natürliche Anodisierung

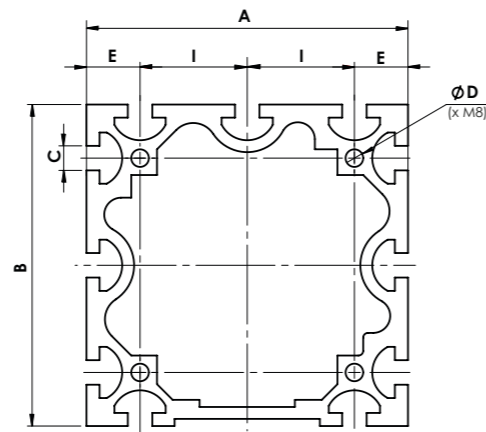


Material: Aluminium
Treatment: Natural anodizing

Greiferschienenprofil / Profile
P-135135



Material: Aluminium
Behandlung: natürliche Anodisierung



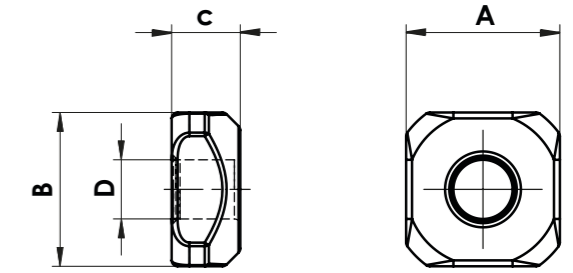
Material: Aluminium
Treatment: Natural anodizing

CODE	A	B	C	Ø D	E	I	Bemerkungen / Note
P-13545-A	135	45	8,3	7,4	22,5	45	L max 6000
P-135135	135	135	10,3	7,4	22,5	45	--

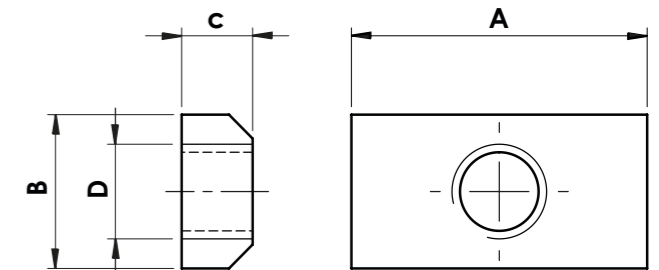
Art / TYPE	Trägheitsmoment / Bending inertia moment		Biege widerstandsmoment / Bending resistance moment		Schnitt / Section	Gewicht / Weight
	I _x (cm ⁴)	I _y (cm ⁴)	w _x (cm ³)	w _y (cm ³)		
P-13545-A	293,5	36,45	43,48	16,2	16,42	4,43
P-135x135-C	1116,8	1066,9	165,45	158,06	44,4	12,28

Muttern / Nuts
A2610
A2634

A2610/A2616/A2622



A2634

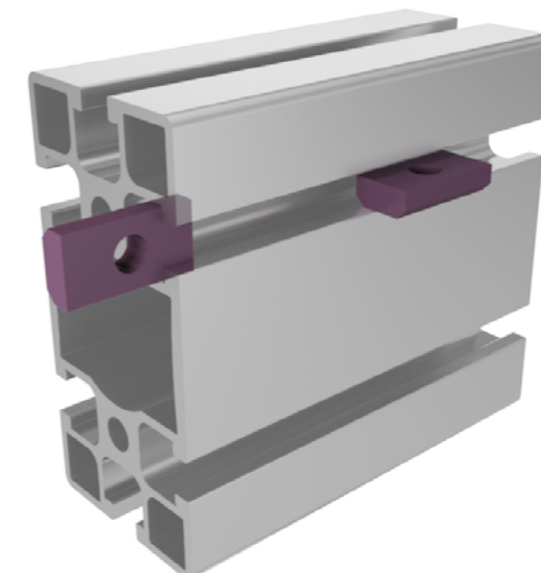


Material: Stahl 8,8
Behandlung: Verzinken

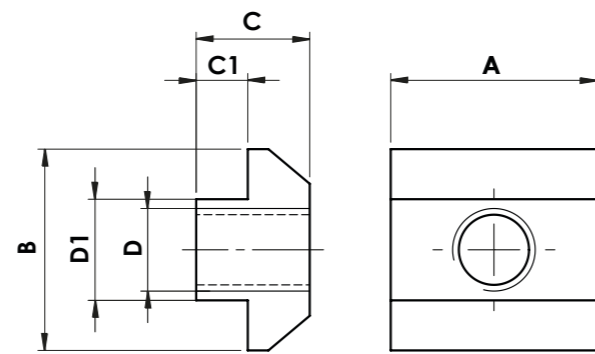

Material: Steel 8,8
Treatment: Galvanizing

CODE	A	B	C	Ø D	Bemerkungen / Note
A2610	13	13	5,8	M4	
A2616	13	13	5,8	M5	
A2622	13	13	5,8	M6	
A2634	25	13	6	M8	

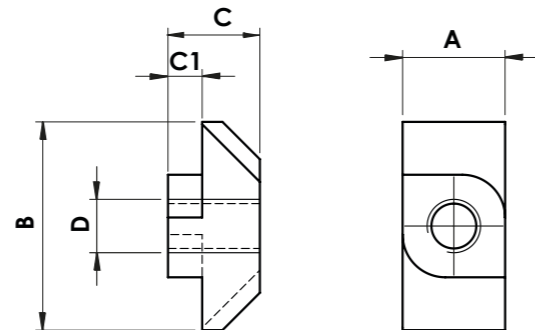
Anwendungsbeispiel / Application example



C500810



C330044 / C330045 / C330046




Material: Stahl 8,8
 Behandlung: Verzinken

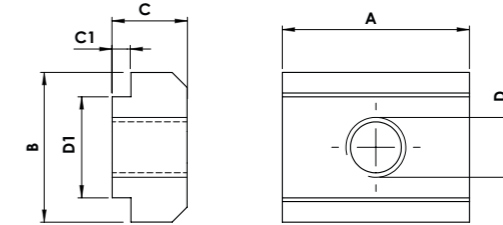
Material: Steel 8,8
 Treatment: Galvanizing

CODE	A	B	C	C1	D	D1	Bemerkungen / Note
C500810	20	19,5	11	5	M8	9,8	ungeeignet für SBS-25 /not suitable for SBS-25
C330044	9,8	19,5	8	2,5	M4	--	
C330045	9,8	19,5	8	2,5	M5	--	
C330046	9,8	19,5	8	2,5	M6	--	

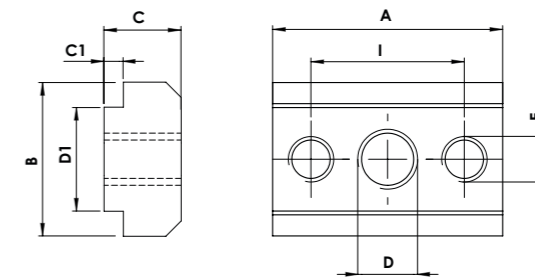
Anwendungsbeispiel / Application example



G8030



G8030-M8-30

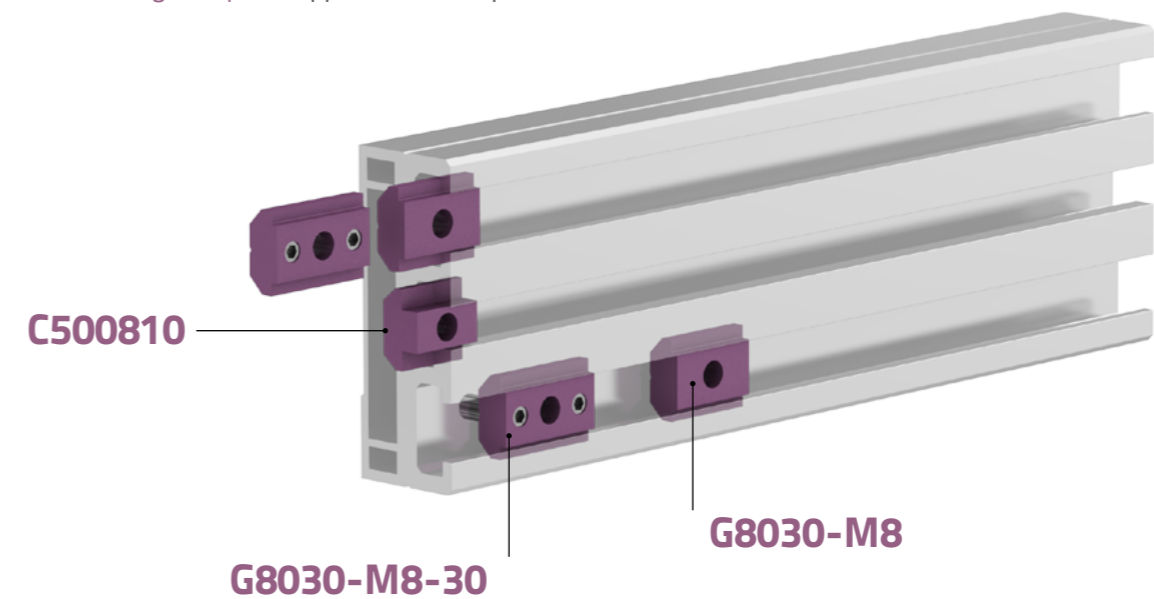


Material: Stahl
 Behandlung: Brünierung

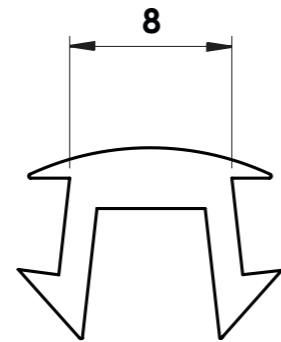

Material: Steel
 Treatment: Burnishing

CODE	A	B	C	C1	D	D1	E	I	Bemerkungen / Note
G8030-M5	25	20	10	2,5	M5	13,5	--	--	für Profil P-8030 / for profile P-8030
G8030-M6	25	20	10	2,5	M6	13,5	--	--	
G8030-M8	25	20	10	2,5	M8	13,5	--	--	
G8030-M10	25	20	10	2,5	M10	13,5	--	--	
G8030-M8-30	30	20	10	2,5	M8	13,5	M6	20	

Anwendungsbeispiel / Application example

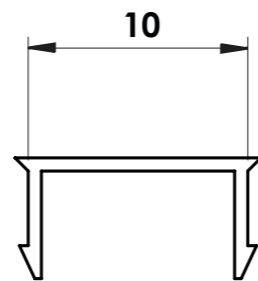



A2080




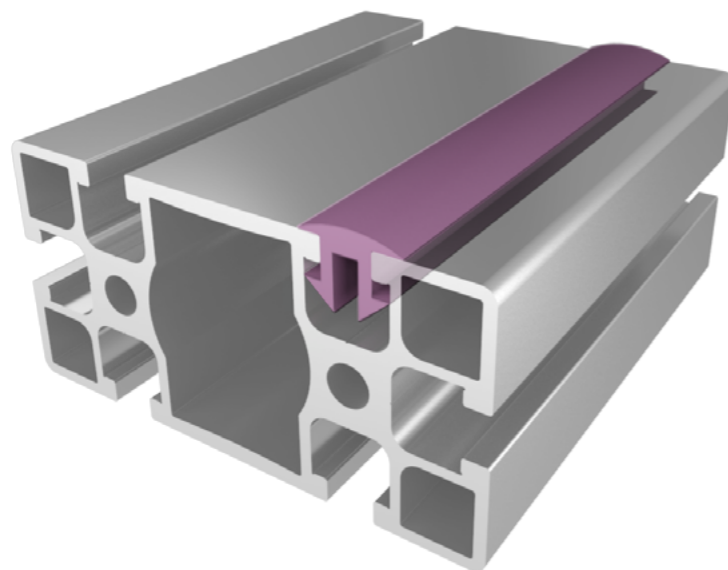
Material: Gummi 70 shore
Material: Rubber 70 shore

C51001



Material: PVC
Material: PVC


Anwendungsbeispiel / Application example



ATB100N1A

ATB100N2

ATB100N1B

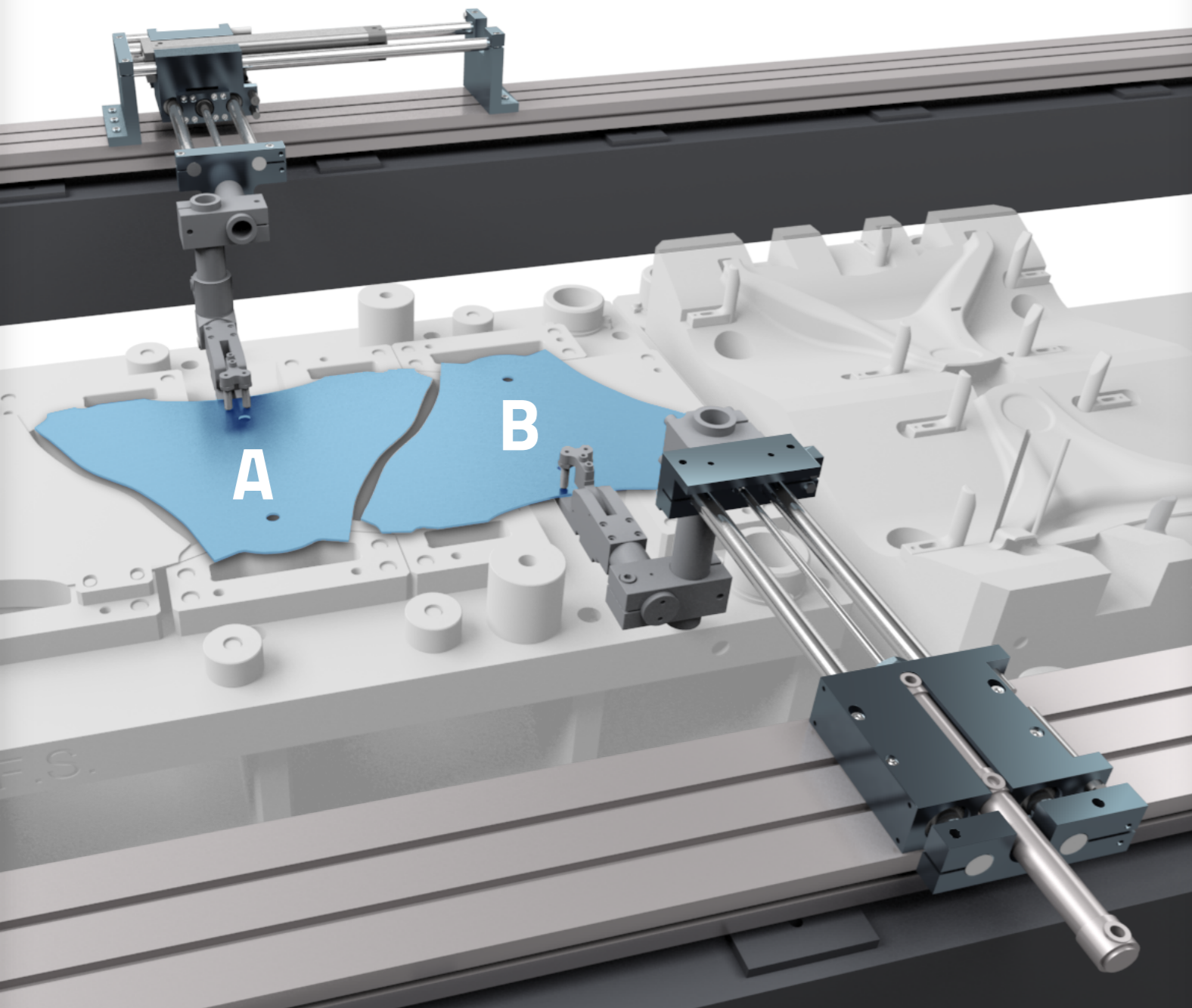


ATB135T

Transferschritt 660 mm / Transfer's pitch 660 mm




Produktionsoptimierung durch Materialreduzierung
Need to optimize production by reducing the cut-off material.



Querverformung anstelle einer Längsverformung und Ausgleich in X- und Y-Richtung des Elements A und in Y-Richtung des Elements B (Op. 20).
Transverse instead of lengthwise deep drawing. X and Y axis compensation of part A and Y axis compensation of part B.



Optimisierung Materialeinsatz mit Kostenreduzierung des Rohmaterials.
Sheet metal employment optimization with further raw material costs savings.

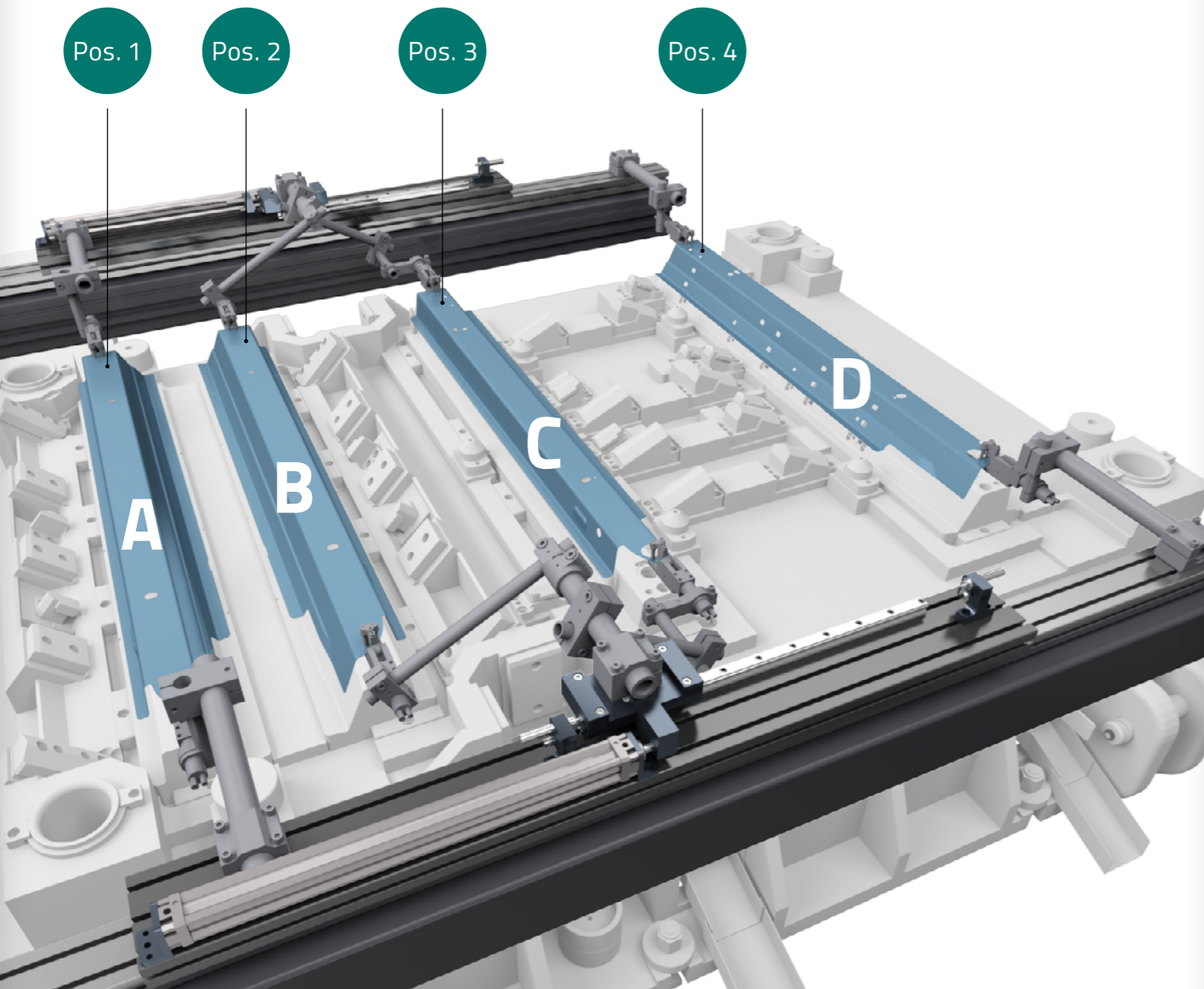


Transferschritt 850 mm / Transfer's pitch 850 mm



Der Abstand von Teil A zu Teil B muss erhöht werden, sodass das seitliche Stanzen mit Schiebern in Pos. 3 und 4 möglich wird.

A and B parts must be drifted apart in order to allow the lateral cam drilling from the 3rd and the 4th Position.



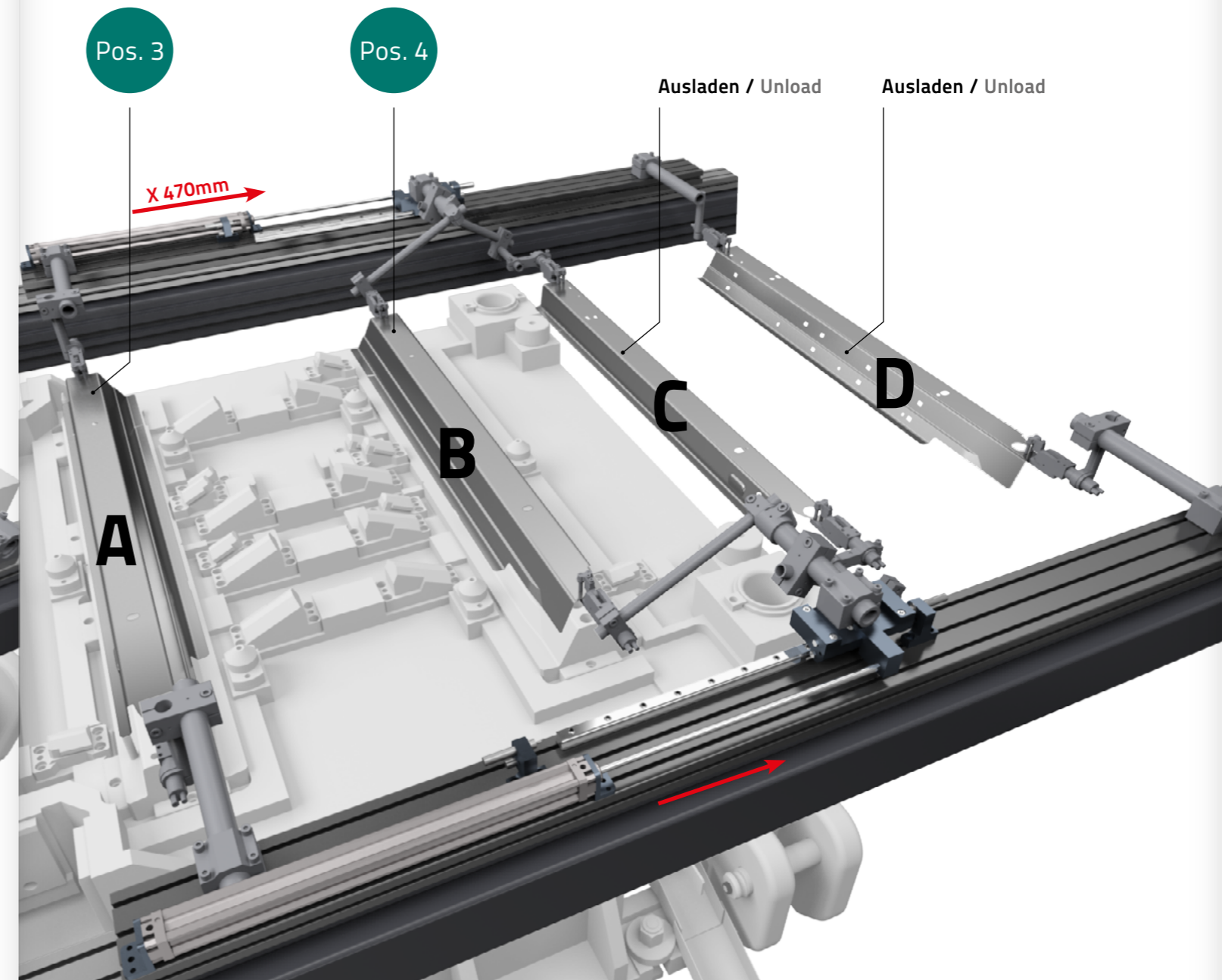
Ausgleichsbewegung in X-Richtung zur Veränderung des Schritts von Element B zusammen mit C, um das Ausladen des Teils über den Werkzeugbereich mit Seitenschiebern hinaus, zu ermöglichen. Eine Lösung, die es uns erlaubt, auch an den Elementen A und B, die einen größeren Abstand haben, zu stanzen.

/ X axis compensation slides for a pitch variation of parts B and C together in order to allow the unload by crossing over the lateral cam drilling on parts A and B placed at an increased centre to centre distance.



Es werden keine Zwischenstationen benötigt und daher die Kosten optimiert.

Intermediate stations are avoided resulting in costs optimization.




Transferschritt 450 mm / Transfer's pitch 450 mm



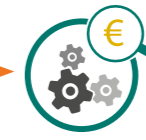
Ein Konstruktionsfehler hat dazu geführt, dass die Werkzeuge in Z-Richtung einen Unterschied von 60 mm aufweisen. Daher konnte die Bearbeitung nicht automatisiert werden.

A design error has led to the die manufacturing with a 60 mm difference on Z axis. Such height variation was blocking the automation process.




Durch den Einsatz von zwei vertikalen Kompensationsschiebern konnte der Arbeitszyklus durchgeführt werden ohne die Taktzeit zu erhöhen.


The introduction of two vertical compensation slides allowed the cycle to run without reducing the rhythm.



Bemerkenswerte Zeit- und Kostenvorteile durch Vermeidung von Werkzeugänderungen.

Mould machining has been avoided with remarkable time and costs benefits.





TRANSFER PRESS

Modular Tooling Systems

SAMEC srl
Via Novara, 9 - 10098 Cascine Vica - Rivoli - Torino (ITALY)
Tel. (+39) 011.9576106 - Fax (+39) 011.9574479

www.samecsrl.com

